


Energy that brings us together

Sustainability Report 2019



YPF

Energy that brings us together

Sustainability Report 2019



Contents





Message from the chairman



Message from the CEO



About this Report



Material Topics and Stakeholder Dialogue

01

Commitment to sustainability

02

Energy Company

03

Climate Action

04

Sustainable Production

05

Health and Safety

06

People

07

Shared Social Value

08

Fundamentals of the Business

09

Appendices

Translation of a report originally issued in Spanish. In the event of a discrepancy, the Spanish language version prevails.



Message from the chairman



We are currently facing one of the worst health and economic crisis in history at both global and local level, with a major impact on people's mobility and very negative consequences on the fuels sector. The sharp drop in global and local economic growth, coupled with the uncertainty about the length of the pandemic, has brought unprecedented challenges to us and has created a pressing need to rethink our business and operational strategies.

In this extremely adverse scenario, YPF ratifies its commitment to provide competitive, affordable and sustainable energy for people's daily lives and for Argentina's development. We understand that our company is called to be one of the main engines for the country's economic recovery. To be up to the task, we need to strengthen the company's leading role in value creation, reversing its challenging financial situation, focusing on the profitability of every project, and prioritizing the health and safety of all its employees. This has presented a number of challenges that are being addressed, mainly thanks to the work of a human team showing strong commitment and rapid and appropriate response to a scenario as complex as the one we are facing today.

At company level, we are enforcing strict financial discipline and taking action to ensure more efficient decision-making mechanisms. We have set out to update the organizational and operational transformation process as part of our commitment to sustainability –a core value across all our undertakings. Our efforts are

focused on a number of strategic lines defined by the company: making our oil, natural gas and fuel portfolio resilient, more competitive and cost and carbon efficient, meeting internal demand and grasping export opportunities; profitably generating electric power from thermal and renewable sources; and investing in innovation and technology to be at the forefront of operational efficiency and create new customer-oriented energy solutions.

At the same time, we need to redouble our efforts to achieve and maintain a zero-fatality goal, with the firm belief that no progress will be enough if we have to regret fatal accidents in the course of our operations. Along with this, environmental protection and corporate integrity are two core values that guide our actions.

The challenge of climate change and its implications for Argentina are also an essential part of our strategic positioning. The energy industry at global level and YPF at local level are key players in meeting the targets set by the Paris Climate Agreement. In this respect, we are working on specific steps to make our activity more sustainable.

YPF is facing multiple challenges of great magnitude, but we are convinced that, thanks to the commitment of our employees, the support of our suppliers and the loyalty of our customers, we will be able to overcome any obstacle and resume the path of growth. We will then successfully consolidate YPF as the flagship company in Argentina's energy sector.

This Sustainability Report covers YPF's performance in 2019 against the challenges we faced and our contribution to the UN's Sustainable Development Goals. It also serves as our Communication on Progress to the United Nations Global Compact, of which the company is a member.



Guillermo Emilio Nielsen
Chairman, YPF S.A.

Message from the CEO



As a result of the COVID-19 pandemic and its impact on the global economy, the energy industry is currently going through one of the most complex periods in its history, with a sharp fall in fuel demand and a range of difficulties affecting the normal development of productive activities. Fully aware of its role in the national economy, YPF has not let itself be paralyzed by this adverse scenario. On the contrary, we redoubled our efforts to continue operating safely, providing our customers with products and services of a consistently superior quality, and safeguarding, at the same time, the health and safety of all our employees. To this end, we quickly took all necessary measures, working with a human team that has shown strong commitment and proved to be highly valuable. Some of these measures included setting up an internal COVID-19 committee, implementing telework protocols, adopting minimum shifts in critical operations and essential services, as well as coordinating efforts with national and provincial authorities, business associations and unions. In addition, this exceptional situation has required the adoption of measures to preserve the company's liquidity, such as managing investments and expenses within the new revenue limits.

We have also been able to respond to these challenges thanks to YPF's leadership position across the energy sector's production chain. During 2019, in a context marked by economic recession and, in particular, by low prices and a decrease in demand, YPF maintained its financial discipline and managed to increase its peso-denominated revenues, adjusted EBITDA and cash flow generation, preserving the foundations for facing an increasingly complex 2020 and strengthening long-term value creation.

Even when total hydrocarbon production showed a slight fall in 2019, oil production remained stable and unconventional production increased. Consolidating our leadership in the development of Vaca Muerta reservoir, net unconventional hydrocarbon production reached over 111,000 barrels of oil equivalent per day in Q4 2019, up by 71.9% compared to the same period in 2018. It is important to highlight that the company is moving forward in its work to streamline efficiency and productivity, introducing new technologies and improving processes and operating methods. There is still a long way ahead of us, but we can assure that our crude oil developments in Vaca Muerta have reached productivity levels comparable to those of the best U.S. basins. As regards natural gas, we have a vast potential in terms of resources. However, in 2019 YPF's gas production fell by 3% as a consequence of a local market's behavior marked by excess supply. This was partially mitigated by gas exports.

The company extended its operating and exploration concession agreements, moved forward with improvements in refineries and transportation, and expanded its gas station network nationwide. We also focused our investment on research customized to our business and customer needs, looking for competitive leaps and innovative solutions. As for electric power generation, through our subsidiary YPF Luz, we

reached an installed capacity of 1,819 MW in operation and an additional 637 MW under construction. All this was attained while enforcing strict financial discipline.

The achievements mentioned above were coupled with sound management in other dimensions specific to a sustainable energy company. In terms of safety, the accident frequency rate, as well as the accident rate, continued their downward trend. In spite of these indicators, we had to regret two fatal accidents involving contractors' staff at Northern Mendoza reservoir. Following the relevant investigation, the company rapidly adopted measures to address risk factors and continued enhancing a shared safety culture in all its operations.

In addition, in 2019 YPF reduced the intensity of direct GHG emissions by more than 2% as compared to 2018 and continued reducing the stock of soil with hydrocarbons –two examples of good environmental practices.


In the area of ethics and integrity, the company published its new Code of Ethics and Conduct, which includes a specific section on business partners, among other changes. It also implemented its Integrity Program and published new policies on Anticorruption, Conflicts of Interest and Harassment-Free Workplace.

The relationships with stakeholder groups, especially at local level and in areas of company operations, continued developing on the basis of transparent and open dialogue and continuing mutual benefit. A Human Rights risk map completed in 2019 is another initiative that we are proud of and is part of a responsible business model.

A number of measures related to mentoring, employability, job posting and gender equity programs, among others, substantially improved the results of the latest work climate survey as

well as those of external measurements which put YPF as one of the employer brands with highest reputation in Argentina.

These are some of the many milestones detailed in this report. They are not isolated achievements, but part of a series of articulated goals in our business strategy –addressing the short term and planning the long term–, so that our company, with nearly 100 years of history, consolidates its position as a pioneer and leader in the sustainable development of Argentina's energy resources as well as a mainstay of the country's productive economy.

A handwritten signature in black ink, appearing to read 'S. Affronti', is written over a horizontal line that extends to the left and right, forming a stylized underline.

Sergio P. Affronti
CEO, YPF S.A.

YPF in figures

102-7, 0G1

678.6 B AR\$

Income
+56% vs. 2018

169.9 B AR\$

EBITDA¹
+40% vs. 2018

171.7 B AR\$

Investments²
+80% vs. 2018

548.1 B AR\$

Total shareholders' equity

**264.6 K
BOE/Day³**

Liquid fuels production⁴
-0.5% vs. 2018

**514.4 K
BOE/Day**

Total hydrocarbon production
-3% vs. 2018

**92.1 K
BOE/Day**

Net shale production
+60% vs. 2018⁵

1,073 M BOE

Total proved reserves

**319.5 K
BBL/Day**

Refined products
50% of Argentine refining capacity

#1^o

Petrochemical producer
2.74 M tons of products /year

1,620

Gas Stations
+29 vs. 2018

22,376

Direct employees
20.5% women

181,601 Kt

Reused water

0.44

Accident Frequency Rate
-13.7 vs. 2018

330 M AR\$

Voluntary social investment

0.37

GHG intensity (tons of CO₂-eq per production unit)
-2.6 vs. 2018

¹ The reported EBITDA reflects the adjusted EBITDA. It excludes the effects of IFRS 16 and IAS 29, and the result from the revaluation of YPF S.A.'s investment in YPF Energía Eléctrica (YPF EE) for AR\$ 11,980 million in Q1 2018.

² CAPEX - capital expenditure-

³ BOE: Barrels of oil equivalent.

⁴ Crude Oil Production + LNG production.

⁵ YPF Group's Sustainability Report 2018 reflected the BOE/ day value for the month of december 2018 -72K BOE /day-. The average value for the year was 57.7K BOE/ day.

References

BBL: Barrels; EBITDA: Earnings before Interest, Taxes, Depreciation, and Amortization; K: Thousand(s); M³: Cubic meter(s); M: Million(s); B: Billion(s); T: Tons; GJ: Gigajoules; AR\$: Argentine pesos.

About this Report

GRI 102-43-44-50-51-52-53-54-55-56

YPF's Sustainability Report 2019 documents the operations conducted by both the company and the companies controlled and operated by it from an economic, social and environmental perspective, covering the period from January 1 to December 31, 2019. As in previous years, it also includes information on the actions taken by YPF Foundation.

This report has been prepared in compliance with the Standards of the Global Reporting Initiative (GRI), Essential Option, including its Oil and Gas Sector Supplement. The Oil & Gas Industry Guidance developed by the International Petroleum Industry Environmental

Conservation Association (IPIECA) has also been used as a baseline for its topics. The report also serves as the Communication on Progress to the United Nations Global Compact

(UNGC) in relation to its Ten Principles and the Sustainable Development Goals (SDG) to which YPF adheres.

This report has been submitted to analytical review and verification by Deloitte & CO S.A., providing limited and independent assurance about certain sustainable management indicators that the company has included in it.

No significant changes have been made to the information provided in previous reports or to the material topics prioritized. Any restatements of information will be detailed in the relevant chapter.

For more information about environmental, social and governance performance, provided in this Report please visit the corporate website <https://sustentabilidad.ypf.com/en>. It is also available the GRI Content Index of this report⁷.

⁷The contact point for questions regarding the report or its contents is: sustentabilidad@ypf.com.

Material Topics and Stakeholder Dialogue

GRI 102-40/ 102-42

Responsible business management involves constant attention to risks and opportunities in economic, social and environmental matters. At YPF, material topics, i.e. those that have or may have significant impact on corporate decision-making and the relationship between the company and its key stakeholder groups, are periodically reviewed and prioritized.

This implies analysis and dialogue instances with internal and external stakeholders, including Board members and Management as well as employees. Likewise, conversations are held with shareholders, strategic partners, suppliers of goods and services, customers, governments, community, and civil society, including academia and non-government organizations.

YPF seeks to promote relations with its stakeholder groups based on exchange and respect. It has formal communication channels and specific areas within its vice presidencies to manage transparent, long-term and mutually beneficial relationships with all stakeholders.⁸



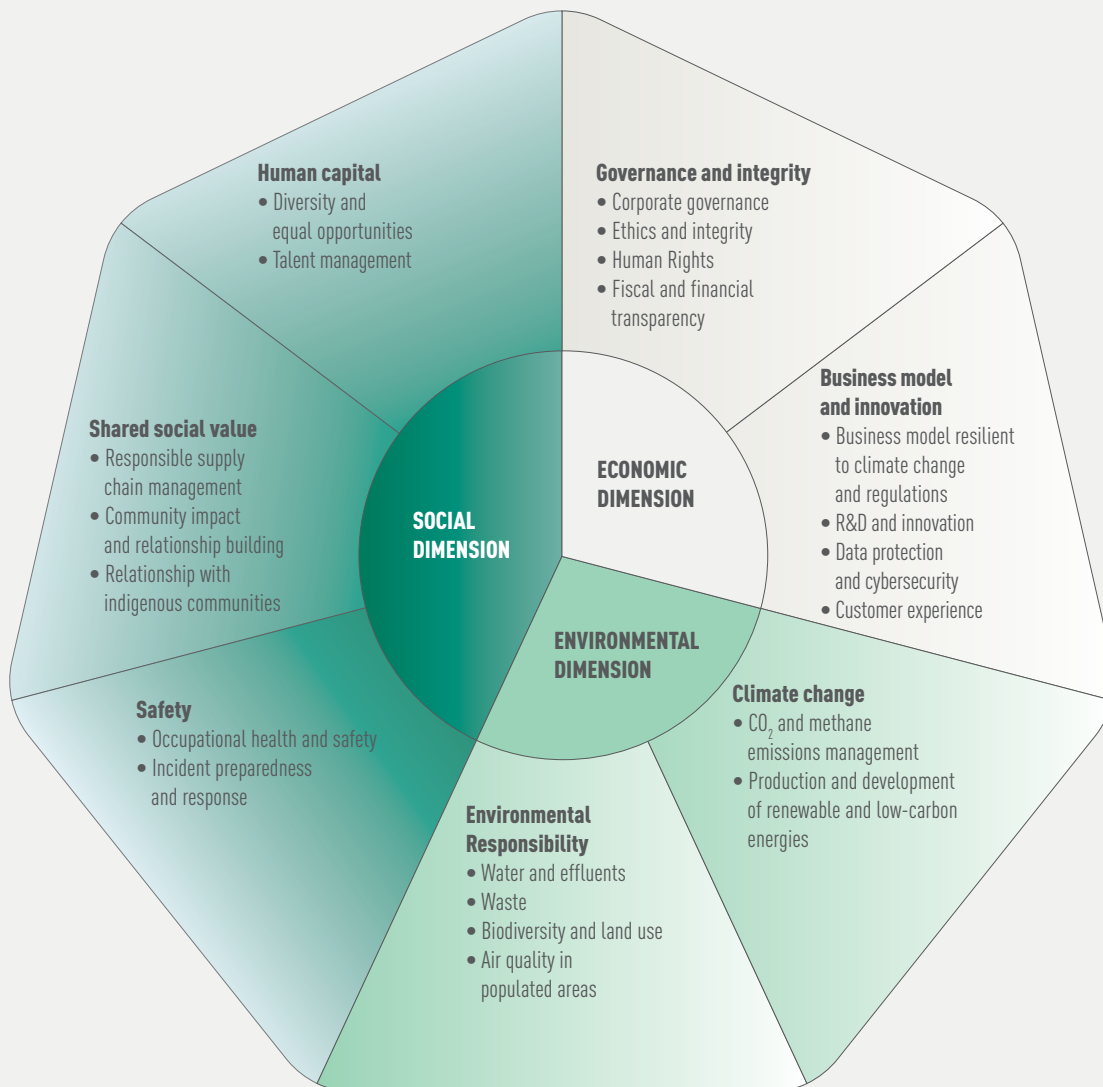
Face-to-face dialogue, invitations to participate in the online sustainability panel and an annual corporate public opinion polls are also carried out to assess the views of these groups. This exercise has allowed updating the company's vision of its environment and understanding its role in such a dynamic and relevant sector as the energy sector. The last full exercise was carried out in mid-2019.

For the preparation of this new report, and given the current COVID-19 pandemic, all material topics were updated following dialogues with directors and management, and an assessment of the results of public opinion polls and brand reputation surveys. In addition, the global context of sustainability, media analyses, questions gathered during investor presentations and globally relevant ESG standards have also been factored in and their implications have been evaluated. To review the relevance of these material topics, we have considered factors such as business strategies and corporate sustainability.

Our material topics have largely remained consistent over the last three years. This report focuses on and organizes these topics by concept in relation to the company's sustainability priorities, the performance of the main indicators and expected contribution to the United Nations SDGs.

⁸ Company's stakeholders map is available on <https://sustentabilidad.ypf.com/en>

Material Topics



01.

Commitment to sustainability



Contribution to the Sustainable Development Goals (SDGs)

Energy makes possible a great many activities that societies undertake each day. Far from being a static sector, the energy industry is in constant transformation, with dynamics that significantly impact not only on people's lives, but also on social functioning and the productive economic system. In this context, YPF seeks to transform lives through energy. This involves reaching out to as many people as possible; conducting business and operations responsibly with regard to economic, environmental and social issues; and ensuring the present and future creation of shared value. Our four corporate sustainability priorities reflect this commitment, and they are in line with the material topics, business strategy and contextual challenges. The company considers that, driven by crosscutting processes including Corporate Governance and Transparency, Innovation and Partnerships, they are aimed at strengthening long-term competitiveness.

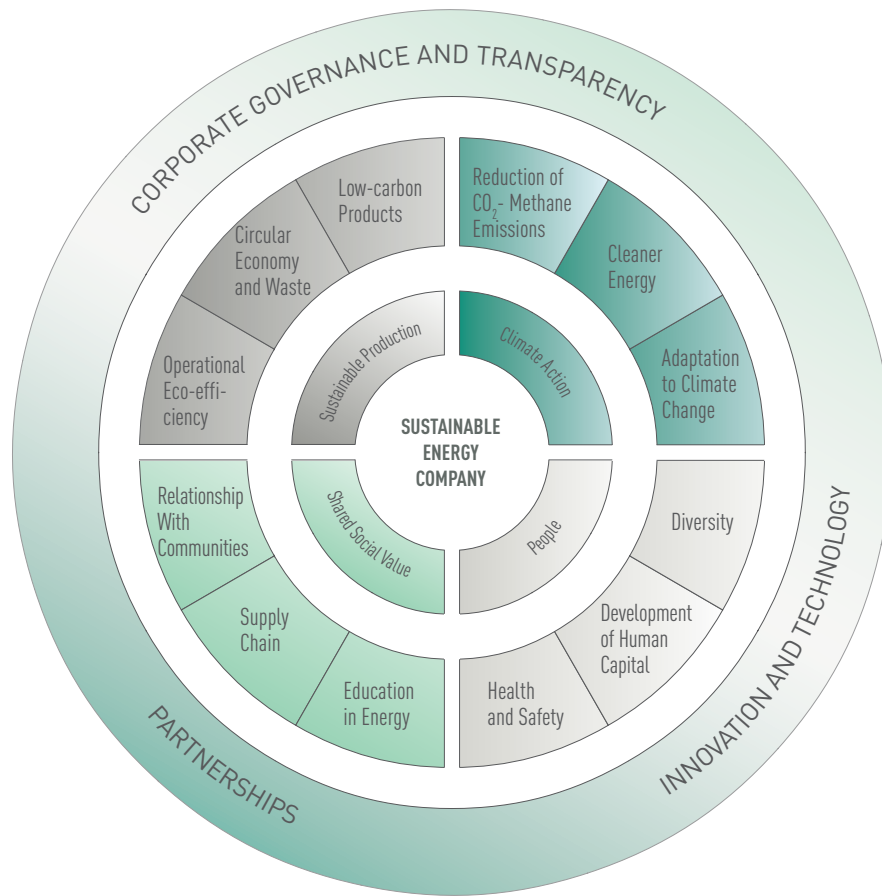
Each priority has a different work approach and includes various actions and initiatives.

Our sustainability strategy is also intended to contribute towards the Sustainable Development Goals proposed by the UN 2030 Agenda at the global level and by the Argentine government at the country level. As an energy sector company, YPF considers that the most significant challenges and contributions are centered on producing safe, affordable and sustainable energy; creating economic value and decent work; reducing emissions; innovating in new energy solutions; and developing safe and responsible operations.

At the same time, YPF moves forward with its work on gender diversity and equality; solid, ethical and transparent organizations; and partnerships to advance solutions, at a very fast pace. YPF Foundation, on its part, is also engaged in projects for local sustainable development and quality education.

In this context, YPF intends for its actions in different areas to be aligned with its work priorities at the global level, joining efforts with several players. It is a member of the Argentine Network of the UN Global Compact, the Business Council for Sustainable Development Argentina (CEADS - Consejo Empresario Argentino para el Desarrollo Sostenible), and the Extractive Industries Transparency Initiative (EITI).

YPF Sustainability Priorities



SUSTAINABLE PRODUCTION:

Run safe and responsible operations that reduce the carbon footprint and align with the circular economy. Use and offer customers lower carbon-content products.

CLIMATE ACTION:








Integrate the challenges associated with climate change into both the business strategy and operational resilience and adaptation strategies. Provide increasingly cleaner energy by means of a carbon efficient oil and gas portfolio. Move forward with the profitable production of electric energy and renewables through YPF Luz.

PEOPLE:




At YPF, people’s health and safety, and asset integrity are top priorities. We work with a commitment to the development of people and their capabilities, as well as the promotion of diversity and inclusion, which in turn contribute to a more successful company.

SHARED SOCIAL VALUE:

Produce energy for millions of Argentines every day. Create value for shareholders and other stakeholders. Maintain an ongoing dialogue with stakeholders and manage the environmental and social impacts of operations. Promote the adoption of high sustainability standards throughout the value chain. Contribute to quality education and local development.

Strategic Sustainability Priorities /SDGs					
Strategic Sustainability Priorities	Related Material Topics	Key Indicator	Performance during 2019	Goals and Milestones	Contribution to SDGs
Sustainable Energy Company	Business model competitive and resilient to climate change and regulations	Total Investment (KM AR\$)	171.7	2023: 2-3 B USD per year	  
		Natural Gas Production	39.7 Mm ³ /d	2025: Long-term Natural Gas Supply Contracts	
		R&D Investment in Energy (KM AR\$)	1.4	-	
		Electric Power Installed Capacity -YPF Luz (MW)	1,819	2,456	
People	Health and safety of own and contractors' employees	Accident Frequency Rate (AFR)	0.44	2022: 0.39	
		Total Frequency Rate	6.5	2019: 7	
	Talent management	Hours of Training per Employee	25.6	-	
	Diversity and equal opportunities	% of Women in Leadership Positions	14.3%	2025: 25%	
	Governance, ethics and transparency	Direct Employees who signed the new Code of Ethics and Conduct	86 ¹	100	
Climate Action	CO ₂ and methane emissions management	Intensity of Direct GHG Emissions (tCO ₂ e/ production unit)	0.37	2023: 0,34	
	Energy efficiency	Energy Intensity (GJ/ production unit)	4.77	2023: 10% Reduction (Base year:2017)	 
	Profitable electric power business	% of Energy consumed from Renewable sources	16%	2025: 20	
		MW of Renewable Electric Energy – YPF LUZ	99 in operation 297 under construction	2023: 396 in operation	
Sustainable Production	Air quality	CDM for Local Non-GHG Air Emissions	CDM for the two most important industrial complexes close to populated areas	-	

¹¹At the time of publication of this report, 100% of employees had signed the new Code of Ethics and Conduct.

Strategic Sustainability Priorities /SDGs					
Strategic Sustainability Priorities	Related Material Topics	Key Indicator	Performance during 2019	Goals and Milestones	Contribution to SDGs
Sustainable Production	Low carbon products	% of Natural Gas Production in Argentina	33.9%	-	
		% of biofuel in products (blend)	10 in diesel 12 in gasoline	-	
		% of Ultra-low Sulphur Fuels	23%	2023: 70%	
	Water and effluent management	Consumption in water-stressed areas over the total (%)	18%	-	
		Efficient Use of Water	Two pilot projects implemented	2023: formal procedure to verify efficient use of water for 80% of facilities with higher fresh water consumption	
	Waste management	Reduction of Stock of Soil with Hydrocarbon Repositories - Upstream (%) ²	72	50 (Base year: 2012)	
Biodiversity and land use	Spill Frequency Rate - Upstream ³	12.49	2019: 11.5		
Creation of Shared Value	Responsible supply chain management	% of Purchases in Argentina	89%	-	
	Local Development and Quality Education	Voluntary Social Investment (AR\$)	329,711,388	-	
		Number of Sustainable Development Plans for Cities Initiated	6	2019: 6	 

²Soils with hydrocarbons from spills and remediation of environmental liabilities.

³ Number of spills/gross production + accumulated injected water x 10⁶

Sustainability Governance

GRI 102-19-20-21-26-27-29-30-31-32

YPF views sustainability as a way of doing business that creates value for shareholders and all other stakeholders. It is integrated into business strategy, decision-making

and work execution at all levels -ranging from the highest governance body to all corporate departments and individual local operations. The various sustainability priorities reflect and guide management of each work area providing a shared vision of the future.

Objective

Run responsible operations and strengthen long-term competitiveness.

Guidelines

Sustainability Policy¹

Operational Excellence Policy²

Commitment to Climate Action and Energy Efficiency³

Responsibilities

The **Board of Directors** is in charge of establishing comprehensive management policies for business risk and monitoring their suitable implementation, as well as promoting best practices in sustainability.

It monitors relevant topics in these areas through the **Risk and Sustainability Committee**, made up of five of its regular members⁴.

The **CEO** and senior management are the ultimate responsible for overseeing compliance with Sustainability Index, which includes specific targets for CO₂ equivalent emissions, Accident Frequency rates, spill frequency rate, and ESG performance.⁵

All relevant sustainability topics are monitored by senior management through each one of its members and their respective vice presidencies.

YPF has a **Sustainability Department**, which reports to the **Vice Presidency of Environment, Health and Safety (EHS)** and is tasked with formulating and implementing sustainability strategies and plans across the organization, and reporting results to the Board's Risk and Sustainability Committee on a regular basis.

Each business unit and cross-cutting area of EHS, Human Resources, Supply Chain, Corporate Governance and Social Investment is responsible for implementing the company's sustainability actions.

Performance and Incentives

All executives have specific sustainability objectives whose performance impacts on their variable remuneration.

¹ Available at: <https://www.ypf.com/english/TheCompany/Documents/YPF-Sustainability-Policy-2017.pdf>

² Available at: <https://www.ypf.com/english/TheCompany/Documents/Operational-Excellence-Policy.pdf>

³ Available at: <https://www.ypf.com/english/TheCompany/Documents/Commitment-to-Climate-Change.pdf>

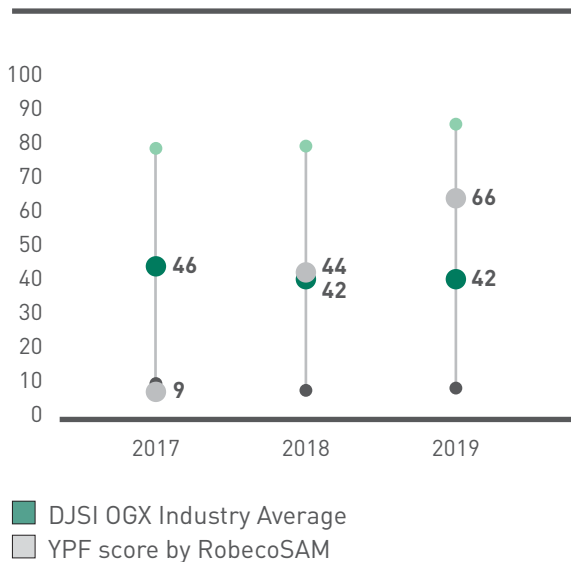
⁴ As of March 5, 2020, it is made up of 6 members.

⁵ In 2019, the Sustainability Index was one of the five main corporate level objectives.

GLOBAL SUSTAINABILITY ASSESSMENT

As part of good corporate governance practice and with the aim of measuring environmental, social and governance performance against global standards, YPF voluntarily participates in the Corporate Sustainability Assessment designed for the Dow Jones Sustainability Index, which includes the top companies in sustainability performance globally. In 2019, YPF significantly improved its scores on the performance assessment, as it climbed 22 points, well above the average Oil & Gas sector scoring and ranking 13th place in this group.

Dow Jones Sustainability Index ⁽¹⁾
Oil & Gas Upstream & Integrated Industry



⁽¹⁾ YPF is not part of the Dow Jones Sustainability Index. YPF was assessed by RobecoSAM for the first time in 2018 using the DJSI criteria.

Risk Management

GRI 102-11 / 102-29/ 102-30

In order to timely manage various risks, including sustainability-related risks, YPF has in place a corporate-wide, structured and ongoing risk management process based on ISO 3100 Risk Management Principles and Guidelines and defined in its corporate Risk Management Policy and internal standards.

This process has been undertaken with the commitment of both top management and the Board, with the latter monitoring the whole process through its Risk and Sustainability Committee. The main objective entails identifying, assessing and managing threats that could impact on corporate targets and strategy in different scenarios, thus taking timely prevention and mitigation measures. As a result of these efforts a corporate Risk Map was jointly prepared and consolidated by all YPF's business units and areas under the leadership and coordination of the Risk Management Department.

CORPORATE RISK MAP

Following international best practices, risks are classified as:

ENVIRONMENTAL

STRATEGIC

OPERATIONAL

COMPLIANCE

Within each category there are scenarios related to various risks such as financial, operational, climate-event, and fraud and corruption, among others.

Sensitivity analyses and stress tests of financial risks are performed in order to assess the impact caused by determinants such as interest rates, exchange rates, and inflation. Monte Carlo simulations are also used to obtain risk metrics regarding the company's cash flows, introducing simulation variables to configure a probability and impact matrix.

Update: partial (quarterly, four-monthly and six-monthly), on a regular basis, and full, every three years.



The Risk Management Department provides information on current laws, risk identification methodologies and external context, including the World Economic Forum's Risk Report and the Allianz Risk Barometer.

The Department organizes risk sessions to coordinate joint work at least three times per year.

It also holds regular meetings with risk owners and experts.

Risk Management Department

It is tasked with reviewing, consolidating and monitoring information provided by all units and areas, and making recommendations about key issues.

It is independent from the other business units and reports to the Vice Presidency of Environment, Health and Safety (EHS), which in turn reports to the CEO.



Board's Risk and Sustainability Committee

It regularly receives an update report from the Risk Management Department on any new development, action or change in identified scenarios.



Areas and Business Units

Each area and business unit in YPF is responsible for mapping risks inherent to their sphere of responsibility.

Their work also consists of integrating lessons learned, deploying change management processes, and implementing recommendations by external experts. They are regularly subject to internal and external audits of risk management.

WORKSHOPS AND TRAINING

In 2019 the company organized three company-wide risk sessions, three workshops for managing higher criticality risks and another targeted to senior management, with the participation of YPF S.A. vice presidents and Risk and Sustainability Committee members. In 2020 it will hold a specific workshop on emerging risks to evaluate best practices in their analysis and identification and share them with all internal interested parties.

As for training, during the reported year a new module on risk management was added to the annual online training program mandatory for all YPF S.A. employees. Starting in 2020, a business risk management module will be included in the Training Program for Non-Executive Directors.

EMERGING RISKS

Climate change. YPF understands that climate change is not only associated with environmental changes, but its effects can impact on social, economic and financial systems, among others. The production of affordable and reliable energy that meets the energy demand of a growing population, while reducing greenhouse gas emissions in line with the ambitions of the Paris Climate Agreement, is a big challenge for countries and energy companies. Many countries, including Argentina, are setting increasingly ambitious objectives and adopting regulatory requirements for reducing greenhouse gas emissions -such as carbon taxes-, as well as higher energy efficiency standards and incentives or mandates for renewable energy, which have an impact on the markets where we operate. Meanwhile, the long-term physical risks of climate change impose a need for assessing vulnerabilities and strengthening the resilience of facilities and infrastructure, identifying operational adaptation measures for diverse scenarios and climatic events.

In 2019 the Argentine Congress passed Law 27520 on Minimum Requirements for Adaptation to and Mitigation of Global Climate Change. The law aims to “establish policies, strategies, actions, programs and projects that can prevent, mitigate or minimize the damage or impact associated with Climate Change.”

Mitigation. During 2019 YPF updated its Commitment to Climate Change and Energy Efficiency (made in 2015) which remains focused on various lines of action -mentioned in this chapter- by the targeted 2023 horizon, namely: integrate climate risk analysis methods, boost energy efficiency in facilities and activities, reduce specific GHG emissions in operations, increase profitable production of efficient thermal energy and renewables, improve fuel quality, invest in R&D of new energy technologies, and develop climate change adaptation strategies for operations.

Commitment to and Due Diligence in Human Rights

GRI 103-2/ 103-3/ 412-1

YPF recognizes and respects human rights as a fundamental corporate ethical value. It complies with current Argentine laws on working conditions, occupational health and safety, trade unions and the right to collective bargaining, diversity and equal opportunities, and respect for the communities where it operates. This commitment is aligned with the provisions of the United Nations Universal Declaration of Human Rights and the International Labour Organization (ILO) Declaration on Fundamental Principles and Rights at Work, which were incorporated into Argentine law. These provisions are reflected in YPF's Code of Ethics and Conduct and in its Sustainability, Physical Security and Operational Excellence policies, with a preventive and protective approach to respecting human rights in the corporate field of action. Each YPF employee must sign the Code of Ethics and Conduct and receive training in its provisions.

As regards contractors, specific classification and contractual requirements are set relating to labor relations, quality management systems, safety, health and environment, which are analyzed in periodic performance assessments, based on carried out activities.

Due Diligence

The company has a process in place that covers the following aspects:

- Consideration of human rights integrated across the company, particularly in activities or areas like environmental management, health and safety, labor practices, diversity and inclusion, local communities, and value chain.
- Risk identification: consideration of these aspects during the risk management process in operations and the specific risk mapping process relating to human rights.
- Regular and systematic review of risk mapping.

- All formal complaint and reporting mechanisms for human rights violations are those defined in the company's ethics and compliance system.

Risk Assessment for Human Rights

In 2018 and 2019, and with external advice, the company implemented the first process of risk analysis specific for human rights, which included a review of current laws, an update of international standards and best practices, identification of potential risks in YPF's own operations and in the value chain, as well as actual or potential human rights issues that may be of concern. The results were analyzed by the areas responsible for feeding the corporate risk matrix, which is subject to regular review. The analysis covered the most relevant operations in terms of human rights risks, including four Argentine provinces with the most critical Upstream operations (conventional and unconventional) and Downstream refineries. It included the following groups: own and hired employees, local communities, landowners, indigenous communities, women and LGBT employees.

The results showed that work should be focused on three priority topics with potential associated risks, namely: rights and working conditions of direct employees and contractors, rights of individuals and communities around operations, and respect for human rights in security work.

Security Personnel

GRI 410-1

All YPF physical security personnel complete a postgraduate course on International Standards of Corporate Security at Instituto Securitas. Starting in 2019, and at YPF's request, the course includes a special class on human rights -a topic that was previously taught throughout various classes.

At the same time, all surveillance and access control agreements require staff to have training in human rights. This requirement has been fully met, as 100% of security contractors' staff who started working for the company in 2019 were trained in human rights.

02.

Energy
Company



GRI 102-2/ 102-3/ 102-4/ 102-5/
102-6/ 102-10

With more than 97 years of history, YPF S.A. is Argentina's leading energy company. Its operations span the country's entire oil and gas value chain, including production, refining, and sale of derivatives such as fuels, petrochemicals, lubricants and agricultural inputs, among others. It is also a leader in unconventional oil and gas resources in Latin America, with an expanding business focused on electric power generation and renewables development. YPF's headquarters and most operations are in Argentina; however, it also conducts business activities in other countries of the region.



- Participating interest in exploration area
- Industry-related construction activities
- Headquarters and operations
- Sale of lubricants and derivatives

Ownership

YPF is a publicly traded corporation, with registered domicile in Argentina. It is subject to the public offering system and to both Argentine Securities and Exchange Commission (Comision Nacional de Valores – “CNV”) and United States Securities and Exchange Commission (“SEC”) control since 1993.¹

51%

Argentine Federal Government

49%

BCBA and NYSE

VISION

To be an integrated, profitable, competitive and customer-oriented company that is also attractive to talent, producing affordable and sustainable energy, and leading the present and future of energy in Argentina.

VALUES

- We behave with integrity
- We are committed to sustainability
- We create value
- We are customer-oriented
- We prioritize safety
- We value gender equality and respect diversity

¹ Pursuant to Law 26741, it is not be subject to any legislation or administrative regulation applicable to the management or control of companies or entities owned by the federal government or provincial governments.

Leading the Future of Energy

YPF is committed to producing affordable and sustainable energy for people's daily lives and Argentina's economic development today and tomorrow. To meet this commitment, it is fundamental to ensure sustainability in every area of business management. To this end, the company seeks to seize available resources and opportunities to respond to current energy needs and work, at the same time, with a long-term vision to address the future challenges facing the energy industry and move towards a lower-carbon energy matrix.

The analyses of Perspectives issued by the International Energy Agency, and the Company's projected scenarios with a time horizon up to 2040, show that in the next decades there will still be an opportunity for more efficient, profitable development of oil and natural gas, as well as increasing space for development of a competitive electric power and renewables business as well as other new low-carbon energy solutions.

In the shorter term, and given the current health context and the drop in global and local economic growth, it will be essential for YPF to adapt its strategy and focus on securing its oil and gas business with cost reduction, efficient capital allocation and financial discipline. The COVID-19 pandemic, the fall in hydrocarbon and refined product prices as well as the restrictions on energy demand all have a significant impact on the industry and call for rethinking both the business plan and operating methods.

Efficient production of oil and gas from both conventional and unconventional sources will remain a central component of our portfolio. In line with this, the company has established a goal to reduce the total intensity of carbon emissions associated with its operations and to further improve the quality of liquid fuels. This will be achieved by specific initiatives, including management of energy efficiency across all operations and reduction of venting, as well as exploration of solutions for carbon capture, storage and reuse, development of the biofuels business, and the project for new fuel and biofuel specifications.

The growth in natural gas production will remain a major driver of the business, as long as market conditions allow.² The business will be basically focused on supplying the domestic market, considering the fact that the national primary energy matrix depends on natural gas -a lower-carbon product- for over 50 per cent of its energy mix. Plans to expand into markets are already under way, aiming to increase gas exports to neighboring countries, such as Chile, with which YPF has signed an agreement to export gas through a trans-Andean gas pipeline. In the longer term, exports to more distant markets may be boosted by means of gas liquefaction.

Additionally, the company moves forward in its work to increase the profitable production of renewable electric energy and efficient thermal energy through YPF Luz. This segment already has significant installed production capacity, generation projects under way, and strong prospects for future growth in the country.

Together with an enhanced corporate culture focused on operational excellence, innovation and technology work as major facilitators to face these challenges. It is with this perspective that YPF is deploying a model that boosts the generation and transfer of state-of-the-art technology solutions for the energy industry and for all segments of the company. This is mainly undertaken by Y-TEC, a company formed by YPF Tecnología S.A. and CONICET (Argentina's National Council of Scientific and Technical Research).

5.1 M BOE

YPF's natural gas reserves life index

B AR\$ 11.96

Investment in renewable energies in 2019

44.78%

Percentage of natural gas production vs. total oil and gas production in 2019

B AR\$ 1.83

Sales from renewables in 2019

² Historically, results have been subject to seasonal fluctuations in demand throughout the year, particularly as a consequence of decreasing demand during summer and increased demand during the colder winter months. In addition, since 2018 the company's revenues have been affected by the excess supply in the gas market. This situation, added to CAMMESA's tender processes, which promoted strong competition in the demand from power generation plants, had a noticeable effect on the demand from the rest of the segments, generating fewer firm commitments and/or shorter-term contracts. In 2019, most firm sales agreements were renewed at lower prices due to aggressive competition. For more information on this topic, see YPF Form 20F 2019.

Operations

Upstream

Upstream operations consist of exploration, asset building, and production of crude oil and natural gas. They include locating and identifying new reservoirs as well as implementing production processes to recover these natural resources. YPF is the leading Latin American company in exploratory projects and the main producer of unconventional hydrocarbons (shale). Its major project is Vaca Muerta, located in the province of Neuquén.³ The Upstream business derives revenues from the sale of produced oil to the Downstream business, the sale of produced gas to the Gas & Energy business and, to a limited extent, from their commercialization to third parties.

By the end of 2019, YPF had stakes in active oil and gas fields in Argentina which accounted for approx. 44.5% and 33.9% of the country's total oil and natural gas (including LNG) production, respectively. In addition, the company obtained new offshore exploration permits; namely in Cuenca Argentina Norte -for Block CAN-100 (assigning its 50%-interest and the operation to Equinor Argentina)- and in the Malvinas Islands area, along with Equinor and Total.

226.1 K BBL/d⁴

Crude oil production
-0.5% vs. 2018

39.7 Mm³/d

Natural gas production
-5.5% vs. 2018

92.1 K BOE/d⁵

Net shale production
+60% vs. 2018

103

Concessions for production
in Argentina

24

Exploration permits – 20 onshore

RESERVES

1,073 M BOE

Total proved reserves

673 M BOE

Proved reserves of liquid fuels ⁶

399 M BOE

Proved reserves of natural gas

6.13

Oil equivalent - Reserve life index ⁷

96%

Reserve replacement ratio in 2019

31%

Percentage of YPF's proved shale reserves

UNCONVENTIONAL PRODUCTION – VACA MUERTA

Located mainly in the province of Neuquén, the Vaca Muerta formation is the second largest unconventional gas reserve and the fourth largest unconventional oil reserve in the world. It presents a big opportunity to supply energy to the country and develop its export potential.

YPF holds 40% of the concession over the total oil-field surface area. In 2019 production and reserve levels continued growing through the development of these resources, which began in 2013. There are currently more than 800 wells drilled in Vaca Muerta, mostly in Loma Campana oilfield, in association with Chevron.

At the same time, there are three blocks under development in association with international partners: La Amarga Chica in association with Petronas, Bandurria Sur in association with SPM

³ For more details, see the Vaca Muerta section in this chapter.

⁴ Barrels per day.

⁵ Barrels of oil equivalent per day.

⁶ Crude oil, condensate, natural gas liquids, oil sands, etc.

⁷ Reserves Life Index (RLI) = total proved reserves / production volume.

Argentina S.A.⁸ (both of them oil wells) and El Orejano in association with Dow Chemical (dry gas). This is in addition to pilot projects such as Bajada del Toro in association with Equinor,

Bajada de Añelo in association with Shell, Narambuena in association with Chevron, and Rincon del Mangrullo, Aguada de la Arena and La Ribera blocks, where YPF has a 100%-stake.

Vaca Muerta – Main Features

30 K km² Total surface area	60-520 m Thickness of the formation	308 TFC Potentially recoverable gas	16,200 M BBL Oil resources
12,000 km² under concession to YPF			

It has unique geological features, such as good permeability, high pressure and good thickness, among others.

It is away from urban centers.

Its operational center is located 100 km from the City of Neuquén, and the nearest town is Añelo, with a population of approx. 8,000.

It lies at a depth of over 2,500 m.,

well below freshwater aquifers, which usually lie at an approx. maximum depth of 300 m. This makes oil and gas extraction safer.

It is subject to specific laws governing water use.

Apart from current regulations on hydrocarbon activities, the province of Neuquén has enacted specific laws on the supply and use of water for gas and shale oil operations.

International and local scenarios challenge the company to streamline efficiency and costs to increase Vaca Muerta's productivity. In 2019 investments in the block totaled 1,333 M USD, resulting in major operational improvements. Vaca Muerta accounted for a fifth of total hydrocarbon production in YPF in the fourth quarter. Currently, development costs for unconventional production at YPF's concessions are comparable to those for unconventional resource basins in the U.S., the leading country in this market. Major advances included: (1) drilling longer horizontal wells, which went from a lateral length of 1,500 m in 2016 to an extended lateral length of almost 4,000 m in 2019 (longer wells are more productive per unit); (2) reducing drilling time from an average of 31 days in 2018 to 27.5 days in 2019 (last PAD drilled); and (3) expanding the sand processing plant (support agent of drilling fluid) in Loma Campana, which improves supply for the whole operation.⁹

For more information on unconvensionals in Argentina, see <http://www.shaleenargentina.com.ar/contenidos-importantes>

112 K BOE/d

YPF's shale production in 4Q 2019

25

blocks with pilot projects in progress
9 non-operated - **7** exploratory

4

blocks under development
3 oil - **1** dry gas

~10 USD/BOE

Well development cost at Loma Campana
~-64% since start of operations in 2013

1,333 M USD

invested in 2019

⁸ Since January 2020, in association with Shell Compañía Argentina de Petróleo S.A. and Equinor Argentina

⁹ For information on environmental standards and management systems used in this operation, see Chapter 4 –Sustainable Production- in this report.

Downstream

The Downstream segment refines, sells, transports and distributes oil, and produces a wide array of petrochemical products and petroleum derivatives, and LPG. These are subsequently marketed through different sales channels such as retail, industry, agro, chemicals and lubricants and specialties.

It conducts its operations at three wholly-owned refineries (La Plata, Luján de Cuyo and Plaza Huincul) and also holds a 50% equity interest in Refinería del Norte S.A., an entity jointly controlled with Pluspetrol and Pampa Energía S.A.

Two of its industrial complexes -Ensenada (CIE) and Plaza Huincul- have positioned YPF as one of the leading petrochemical producers in Argentina and in the Southern Cone of Latin America. In addition, Profertil S.A., a company jointly controlled with Agrium Holdco Spain S.L., is one of the leading urea producers in the region.

YPF derives 60% of its sales from fuel distributors and gas stations.

GAS STATIONS

Sale of fuels and automobile products developed under the highest quality standards of the market in terms of engine performance and environmental protection. In addition, several gas stations feature YPF FULL convenience stores -spaces to meet and relax-and YPF BOXES- lubrication and diagnostics services. One of the highlights in 2019 was the opening of 37 new gas stations in 11 provinces across Argentina.

1,620
gas stations across the country

112
own gas stations, through Operadora de Estaciones de Servicio S.A. - "OPESSA"

336
gas stations with YPF BOXES

34.9%
of Argentina's gas station market

56.3%
of Argentina's gas and diesel market

YPF GAS

YPF is a leader in LPG fractionation and distribution in Argentina. It sells refined and crude oil products to both international and local customers for the construction, chemical, marine, mining and aviation industries. Its supply capacity and coverage—in bulk or packed—extends to every region in the country.

YPF AGRO

A comprehensive sales channel for agricultural producers, supplying agricultural inputs such as fuels, lubricants, phytosanitary products, plastics, fertilizers, and grease. Customers receive technical advice from a commercial agricultural engineer.

103
centers (of which 9 are company-owned)
in agro-industrial areas

TRANSPORTATION

Products and services that enable transportation companies to exercise integrated fuel load monitoring on site and on the road.

8,600
customers served directly, mainly when
paying with YPF EN RUTA card
+17.5% in sales vs. 2018.

730
customers using the gasoil and
lubricant direct delivery service

AVIATION

The Aviation Division supplies aviation fuel to airports nationwide. In 2019 YPF opened its first aviation plant in Paraguay, more specifically at Silvio Pettirossi International Airport, serving the City of Asunción. The plant -operated by Copetrol and Nextar- is the second opened by YPF's aviation business in the region, with already a presence in Chile for more than 20 years.

1,232,000 m³
annual aviation fuel volume sold in Argentina,
Chile and Paraguay
20% sold to foreign countries

60.9%
share in the Argentine market

Gas and Energy

Distribution and marketing of natural gas, commercial and technical operation of LNG regasification terminals. YPF handles the LNG regasification business through UTE Escobar (YPF and IEASA). It also has a 38% equity interest in MEGA S.A. (gas separation and fractionation) jointly with Petrobras and Dow Argentina, and a majority stake in Metrogas S.A., a natural gas household distribution company operating in the City of Buenos Aires and one of the market's leading companies in Argentina. During 2019 Metrogas distributed approximately 7,599.6 mmcm of natural gas to 2.19 million customers.

13,328 M m³

Natural gas sales

-8% vs. 2018

27.8% market share

38.5 K BOE/d

LNG Production

- 0.8% vs. 2018

Electric Power and Renewable Energy

YPF participates directly in this sector through YPF Luz, a company that is jointly controlled with GE EFS POWER INVESTMENTS B.V. In 2019 it acquired Ensenada de Barragán, a thermal power generation plant, with an installed capacity of 560 MW, which is jointly controlled with Pampa Energía S.A. The company also moved forward with construction of three new wind farms: Cañadón León, in the province of Santa Cruz, and Los Teros I and II, in the province of Buenos Aires.

YPF LUZ IN FIGURES

1,819 MW

Installed capacity in 2019

219 M USD

EBITDA 2019

637 MW

under construction

297 MW renewables / **341 MW** thermal power

526,611 MWh

Wind energy produced for third parties

+ 254% vs. 2018

More information on YPF Luz's Sustainability Report 2019¹⁰.

¹⁰ https://www.ypluz.com/Content/pdf/YPFLUZ_Reporte2019.pdf

2019: Performance and Economic Results

YPF closed the year 2019 with an increase in revenues of 55.7% and an adjusted EBITDA growth of 39.7% compared to 2018. The income, net of taxes, was negative in AR\$33,379 million as a result of the big impact caused by the charge for impairment of assets in the third quarter, the overall macroeconomic situation, and sector-specific policies in 2019.

In spite of this context, YPF maintained its commitment to strong financial discipline. Cash flows from operating activities reached AR\$217,137 (up 73.6% from 2018), allowing the company to self-finance its entire investment plan. Investments in pesos increased by 80% compared to 2018.

As for production, the company showed consolidated results. YPF's reserves maintained their historic levels, but reflected the positive impact of unconventional development in the Vaca Muerta formation. More than 30% of the company's reserves currently come from unconventional areas. Although, during the year total hydrocarbon production fell by 3%, during 4Q 2019, it showed a 5.4% increase over the same period in 2018, owing to a rise in the demand of YPF's natural gas

Notably, there was a 71.9% net increase in unconventional production in Q4 2019 compared to the same period in 2018, reaching over 111,000 barrels of oil equivalent per day. As for conventional production, YPF kept its strategy focused on secondary and tertiary recovery. As a result of the national context, the Downstream segment kept the prices of its main products below 2019 inflation levels. The prices of gasoline and diesel fuel, in Argentine pesos, increased by 44% and 55%, respectively; while their prices in U.S. dollars fell by 14.2% and 4.2%, respectively.

These results were approved by the company's Board of Directors and submitted to the Buenos Aires and New York stock exchanges.

Resuming Growth

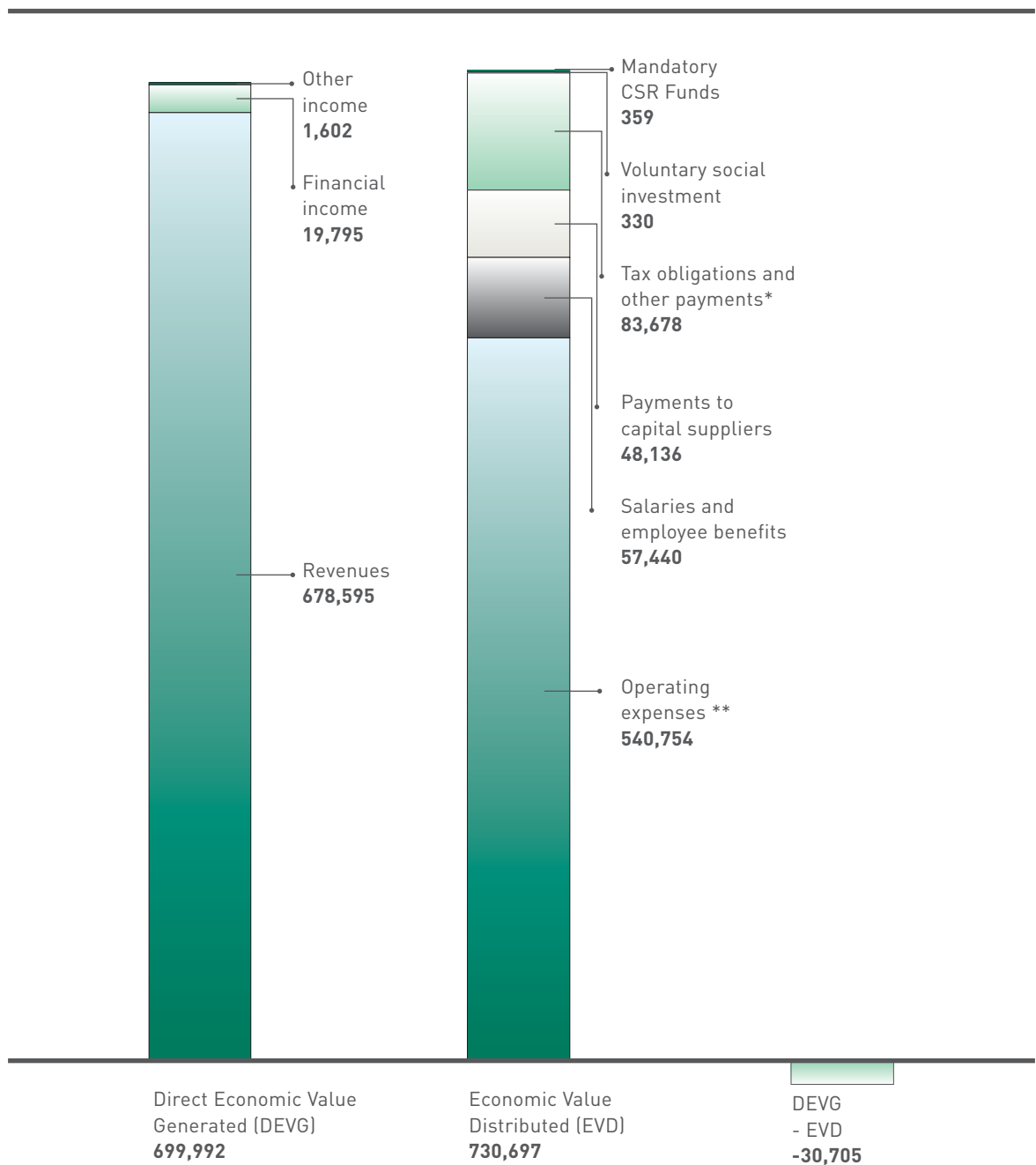
Despite the global health crisis in 2020, the Argentine economy must consistently resume its growth path and, in light of this, the energy sector has a mission to be one of the driving forces behind it. YPF, as Argentina's leading energy company, is called to undertake a key role in this recovery. This requires laying renewed foundations, so that the company continues to be a leader in the industry, committed to the efficient and sustainable development of the country's energy potential, with healthy finances, manageable debt and obligations levels, a strict financial discipline and a focus on the profitability of each of its projects. In this scenario, future investments will focus on projects that generate returns in the short and medium term, rapidly developing the most competitive resources available, both conventional and unconventional.

REVENUES	<p>Shown an interannual increase of 55.7%, amounting to AR\$678,595 million.</p> <p>Revenues in dollars fell 12%, mainly due to the fall in dollar-denominated fuel prices.</p> <p>Cash flows from operating activities grew 73.6%, totaling AR\$217, 137. The income, net of taxes, was negative in AR\$33,379 million</p>
EBITDA	<p>The adjusted EBITDA in Argentine pesos grew 39.7% compared to 2018.</p>
PRODUCTION	<p>Even when gas production fell slightly due to excess supply, crude oil production remained stable and net unconventional production showed an increase.¹¹</p>
INVESTMENTS	<p>Total investments in Argentine pesos increased by 80% compared to 2018. Investments in U.S. dollars increased by 5%, reaching over USD3.5 billion.</p>
ELECTRIC POWER GENERATION	<p>YPF Luz has an additional 637 MW of capacity under construction, of which 297 MW are renewable.</p> <p>In 2019 YPF Luz's Manantiales Behr Wind Farm had the highest renewable energy capacity factor in Argentina. Its average capacity factor was 61.8% of the installed capacity in the first 15 months of operation, reaching peaks of up to 71%.¹²</p>

¹¹ Net shale production increased, reaching over 111,000 barrels of oil equivalent per day in Q4 2019.

¹² For more information, see YPF Luz's Sustainability Report 2019.

Economic Value Generated and Distributed in 2019¹³



*Tax obligations and other payments: taxes, rates, contributions, royalties, easements and fees. Includes current income tax; taxes, rates and contributions; royalties, easements and fees; income tax on well abandonado girkment; and special tax for tax revaluation.

**Operating expenses: Includes construction incentives, insurance, income from extension of concession agreements, temporary economic assistance, income from sale of stakes in areas, and miscellaneous.

¹³ The information above is expressed in millions of Argentine pesos and is extracted from the Consolidated Financial Statements of YPF S.A. as of December 31, 2019, as approved by the Board of Directors and audited by Deloitte. For further financial information please visit: <https://www.ypf.com/inversoresaccionistas/Paginas/informacion-financiera.aspx>

Commitment to Customers

The provision of quality, innovative and sustainable services and products is the cornerstone of YPF's strategy to remain a valuable brand in the market. For this reason, the company is always attentive to customers' expectations and experience. One of its priorities is to achieve a satisfactory customer experience when providing energy to every segment.

GAS STATION CUSTOMERS

YPF operates its 1,620 gas stations -the largest network in Argentina- to provide the best service at its convenience stores and fuel dispensing areas, offering customers high quality products and innovative experiences that include digital resources and rely on an analysis of large data volumes to personalize interactions. All products are produced with environmental protection criteria. In line with this, in 2019 YPF maintained the mandatory biofuel blend in fuels, including the New Fuel Specifications Project focused on desulphurization.

YPF APP

The reported year saw final development of this mobile app, which was ranked number one in Argentina's retail segment. App registration and log in were improved by including biometrics, links with financial operators were expanded, and payment flows were adjusted according to the requirements validated by users.

1 million
app downloads

750
participating gas stations

More than 100.000
transactions made through
the app in December

ServiClub

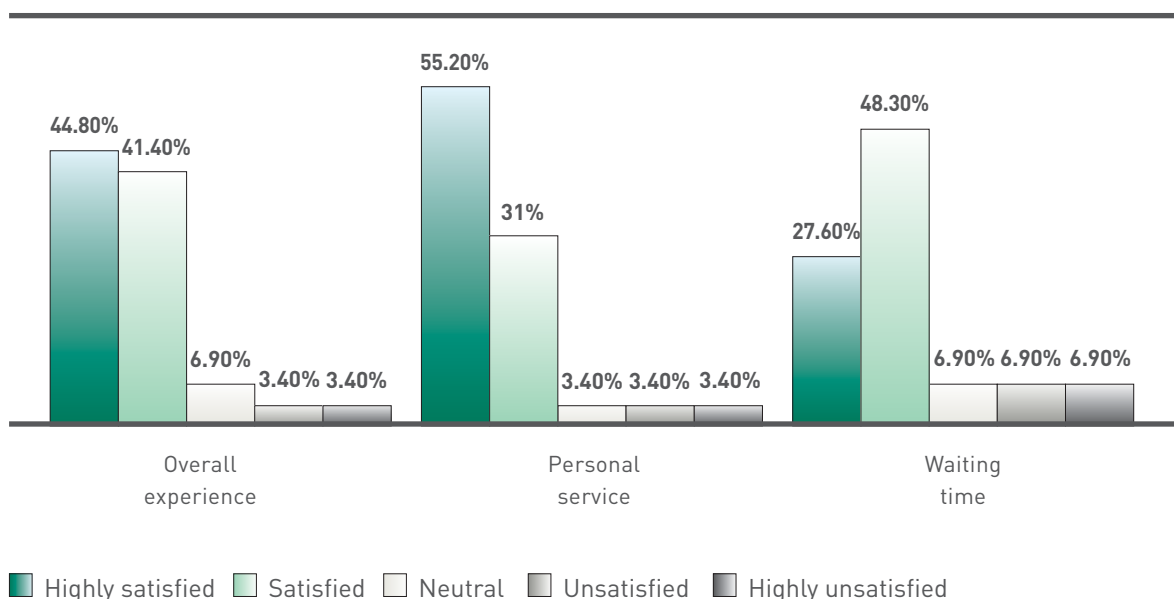
YPF's fidelity program was updated in 2019, including, 100% online transactions, data availability in real time and higher flexibility, among other improvements.

3.5 million
program members

69 million
transactions made in 2019

124 million km
accumulated

Customer Satisfaction Surveys 2019



SALES TO INDUSTRIES

YPF offers custom-made solutions for every industry. This includes the provision of fuels, agrochemicals and fertilizers for key segments such as agriculture, aviation, transport, mining, and oil and gas. All its logistics is focused on facilitating the development of customers' businesses in these segments, combining experience and innovation.

SALE OF ELECTRICITY

Through YPF LUZ, the Group contributes 4.6% of Argentina's total installed capacity and 5.9% of the energy needed in 2019 to the country's wholesale and industrial markets, supplying efficient thermal energy and renewables that help customers reduce their carbon footprint. In 2019, YPF LUZ's main customer was YPF, with 1.174 GWh -64% of thermal energy and 36% of renewable energy- purchased to supply its own operations. Energy acquired by YPF from Manantiales Behr Wind Farm accounted for 80% of total renewable energy generated by YPF LUZ. This enabled YPF to cover 16% of its energy needs with renewable sources and become a leader among Argentine companies following and exceeding the requirement set by national law 27. 191 about Renewable Energy.

In addition, Toyota's auto plant in Zárate (province of Buenos Aires) had 25% of its production processes covered by wind energy from YPF Luz. This percentage is expected to increase to 100% starting in 2020. Both companies further strengthened their strategic partnership through an agreement to develop joint business opportunities in areas such as post-sales, mobility, and agriculture. The first collaborative actions included:

- Fuel supply and recommendations for Toyota's brand-new vehicle fleet.
- Sponsorship of Toyota Gazoo Racing YPF Infinitia team, with a presence in two of the country's main automobile categories: STC2000 and Top Race.

At the same time, the supply agreement signed by YPF Luz and Coca-Cola FEMSA continued in force in 2019, with 40% of the production processes at two bottling plants owned by Coca-Cola FEMSA in Buenos Aires covered by wind energy from YPF Luz. This percentage is expected to increase to 100% starting in 2020.

RESPONSIBLE MARKETING AND LABELING GRI 103-2/ 417-1

The products that YPF markets or uses in intermediate processes have their own Safety Data Sheets (SDS). These provide information on any hazardous substances and/or mixtures contained in them, and conform to the Globally Harmonized System of Classification and Labeling of Chemicals, Fifth revised edition.

The Safety Data Sheets allow users to:

- Develop a product safety program.
- Provide information about any safety measures that workers should consider at the workplace.
- Analyze the required measures to protect people's health and the environment.

During 2019 the company updated 22% of the Safety Data Sheets published in Spanish, Portuguese and English, and included 9% of new sheets.

Innovation and Technology in the Business

The year 2019 saw a number of achievements in the ten strategic lines on innovation and technology outlined in YPF's renewed Business Plan, which are aimed at boosting production, speeding up operations, increasing organizational efficiency, strengthening safety performance and improving customer focus.

1. Cybersecurity

During 2019, over 50 initiatives were executed in order to meet global cybersecurity standards by 2020. Cyber incident response and early warning capabilities were increased; measurement of industrial cybersecurity maturity levels was introduced with the use of the C2M2 model, under the ISA99 / IEC 62443 international standard; and cyber risk management was improved with automated tools. Management of the organization's access to information systems was optimized, achieving ISO 27001 certification. In addition, YPF was awarded ISO 9001:2015 certification for its Quality Management System and maintained ISO 2001:2015 certification status at its User Help Center (CAU). It was also awarded a CISO 2019 (*Chief Information Security Officer*) prize, positioning itself as a leader in cybersecurity practices.

2. Data-informed Decisions

In the Upstream business, deployment of a single portal for accessing technical project information (Unify) was completed, and field operations were linked to control rooms in real time. In the Downstream business, new analytics and georeferencing functionalities were added to the computing platform used to develop the gas station network.

3. Digital Creation and Collaboration

To strengthen digital collaboration and localization, thousands of mobile devices, meeting rooms and computers were updated. Additionally, the process in place to receive and validate third-party technical information was streamlined, with a 44% increase in data volume compared to 2018.

4. Connected Assets

Operational automation covered 90% of the wells, with over 12,000 wells remotely monitored, thus exceeding the 2019 target. Real-time monitoring

allows for greater safety and efficiency in well operations. Besides, YPF improved customer experience at its Maximum Efficiency gas stations with free WIFI and reliable links -achieving 803 reliable links in its own and in associates' network.

5. OT/IT Technology Convergence

In the Upstream, the company continued expanding the Redline oilfield wireless network as the main support for its oilfields, with 90% coverage. In the Downstream, a software solution was introduced in all three refineries that improves preventive maintenance management of static equipment and is already in use in 35 production plants.

6. Agile Processes

Digital optimization of maintenance operations in the Upstream business moved forward with the mapping of 100% of the roads. In addition, new digital platforms and solutions were implemented in various processes and areas in the organization, such as aviation plants (PAD), corporate travel and expenses management (CONCUR), prevention system, incident reporting and investigation (SIGEO), bank payments (host-to-host), supplier payments (ESKER), and budget consolidation (KEPION), among others. Over twenty robotic processes were also implemented, allowing to automate Controller, Supply Chain, Financial Services and Taxes areas.

7. Applied Innovation

Operational safety was increased by introducing new technologies, such as drones for cargo transportation, augmented reality for field operations, virtual reality for critical or risky task training, fleet monitoring and video analytics. In addition, YPF implemented KYduk, a platform to search for innovative ideas within organizations, and assess, select and rank them to prototype the most outstanding ones. More than 400 ideas were set in motion -of which 18 won awards-, and more than 100 experts were involved in the process.

8. End-to-end Supply Chain

The company successfully started up the SCOPE (Supply Chain Optimizer Planning & Execution) Project, a new tool for the comprehensive planning of materials logistics in the Upstream. It also streamlined warehouse management and implemented 4Buy, a purchase portal for non-strategic products.

9. Customers' Digital Experience

The YPF App¹⁴ was improved, while the customer database and Serviclub fidelity platform were updated with a new solution (CLM) that enables improved customer knowledge. In addition, pursuant to Law 26653 on Accessibility to Information on Web Pages and 190 YPF external websites were reexamined to ensure that they were accessible to disabled people.

10. Cloud Technology

YPF began its migration towards a cloud-based operating model. Cloud transition has been completed for the following applications: 30 to Microsoft (Azure), 30 to Amazon (AWS), and SAP to Amazon (AWS).

Innovation for the Energy of the Future

With Y-TEC, the Group is at the forefront of research and development in the energy industry. In 2019 it launched YPF Ventures, a corporate venture capital fund that is part of this trend as a tool for promoting the innovation stage.

Y-TEC¹⁵

Y-TEC is the leading Argentine company in the generation and transfer of technological solutions for the energy industry, with an annual budget of USD 30 million and a portfolio aligned with YPF's innovation needs. Its open operating model has enabled it to partner with other technology-based companies, institutions of the Argentine scientific system and world-class partners. Its R&D center -the most important in the country- has a surface area of 13,000 m², 47 labs, 12 pilot plants, and state-of-the-art equipment.

Knowledge exploration is considered a key factor for business transformation and is focused on the R&D opportunities linked to YPF's strategic business lines.

Even when Y-TEC is a young company, it has managed to rapidly consolidate its capabilities and processes. The company was able to launch 10 new technologies on the market, and currently has an R&D portfolio with over 50 promising initiatives. Some examples include: Y-TERRA (a biological fertilizer for soybean crops) and Y-RUPÉ (nanotechnology-modified membranes that can selectively separate water from hydrocarbons by a simple filtration process), underground water, and Y-SIEMBRA (a technique for ecological restoration of drylands). These initiatives are part of the corporate Environmental Sustainability Program. In addition, a state-of-the-art, fully automated engine lab was set up to facilitate the study of combustion and emissions, in order to understand and improve production processes.¹⁶

Sustainability and New Energies at the Heart of YPF's Innovation Strategy

Aligned with YPF's long-term business strategy, Y-TEC has consolidated key capabilities and strengthened innovation work in areas of Environmental Sustainability and New Energies.

• Environmental Sustainability:

A program focused on three strategic lines:

- Environmental footprint: technologies for remediation, emissions reduction, circular economy, and CO₂ capture and use.
- Agriculture: development of smart bioproducts and phytosanitary products.
- Biomass valorization: transformation of biomass-derived compounds into higher added-value products.

¹⁴ More details in the Customers section.

¹⁵ YPF Tecnología S.A.: YPF -51%-equity interest and CONICET -49%-equity interest

¹⁶ For more information, visit <https://www.youtube.com/watch?v=CvgCPQX7Wcl>

- **New Energies:**

In this area we are working to accomplish YPF's objective to be ready for and contribute to energy transition, minimizing technology uncertainty. We analyze local and international scenarios and propose alternatives for introducing new energies into the business. Our four strategic lines are: waste to gas, solar fuels, storage, and on-off Grid. An example of these is an economic-technical feasibility study for green hydrogen production in Patagonia. Conducted in 2019, it describes both the potential of H2 to become a new exportable resource and its role as a vector for private investment, job creation and technological innovation.

International Partnerships

Embracing an open innovation model, Y-TEC has joined the best technological partners at national (CONICET Institutional Network and National Universities) and international level. It has the following in place:

- **21** framework agreements, specific technical agreements, collaboration agreements and consortia
- **59** existing confidentiality agreements
- **26** links with branches or agencies of international organizations operating in Argentina

For more information, visit <https://y-tec.com.ar/>

YPF VENTURES

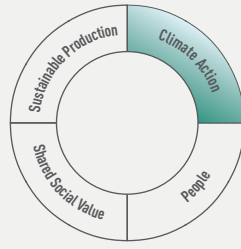
YPF Ventures is an YPF vehicle which seeks to lead and speed up the development of new energy businesses, promote the ecosystem of Argentine entrepreneurial talent, and attract innovation by means of an open process. It operates through two vehicles: a bridge fund -Argentina Energy Bridge- for proven technologies from abroad, and a seed fund -YPF Early Stage Fund- to support local and regional entrepreneurs in developing their projects.

In 2019 YPF executed its acquisition of a stake in Sustentator S.A., a leader in distributed energy generation in Argentina that provides technological services directly to homes, businesses and small industries ('behind the meter') for self-supply of solar photovoltaic and thermal energy.

03.

Climate Action





Climate change is one of the main challenges of our time, associated not only with the impact on nature but on the life quality of people and society at large. Faced with this challenge, energy companies need to project business competitiveness and resilience looking forward and be capable of continuously ensuring safe and affordable access to a growing demand of lower-emission energy.

YPF's strategic response to this is based on long term scenarios for the company (2040), which include the risks and opportunities of a low-carbon future. These scenarios are used to test the investment portfolio's resilience, prioritize the portfolio and nurture the annual updates of the company's 5-year business plans, which are proposed by YPF's senior management and approved by the Board of Directors. This was done in 2019.

In this regard, Climate Action is one of the focal points of YPF's sustainability strategy which feeds the future business projection. This includes action lines not only focused on decarbonization of the energy matrix but also on the resilience of operations and facilities. In each of these areas, YPF is setting specific targets, with action plans leading to their attainment within defined terms. For the past years, the company has measured its greenhouse gas emissions implementing internationally renowned methodologies. It has also set annual and mid-term emission reduction targets to carry out a more efficient operation and implemented projects focused on providing its customers with lower carbon products. In addition, the company has in place tools to identify climate change-related risks and define adaptative strategies, created Y-TEC as a technology company focused on new energy solutions, and is engaged in the production of electricity and renewable energies through YPF Luz.

This cross-cutting challenge involves every company employee and is led by the CEO and the top management. In 2019, five main corporate level targets remained in place focused on aspects such as finance and costs, operations, productivity and return from investments. To these, another aspect sustainability was added, emissions reduction, among other targets. The Vice Presidency of Environment, Health and Safety promotes the implementation of actions focused on this objective.

The management of climate-related risks is comprised within the corporate risk management process, which uses a scenario assessment, a sensitivity analysis for investments, and internal carbon price for pilot projects -and starting in 2021 for all critical projects. The company monitors trends and technological developments, as well as changes in policies and regulations, and the physical effects of climate and their impact on the various businesses.

At Board level, it is the Risk and Sustainability Committee which is responsible for addressing these issues.

Area of Change	Potential Risks	Main Actions
Market	Drop in Oil and gas demand Increased electric and renewable energy demand Restrictions on financing	Analysis of Long-Term Scenarios (2040) Inclusion of carbon price in the assessment of new projects Cost-effective operations Carbon-efficient operations Profitable investments in electric and renewable energy
Public Policies and Regulations	Carbon taxes New regulations (GHG emissions, air quality, fuel specifications, renewable energies, etc.)	Monitoring of public policies and regulations Institutional cooperation to leverage an informed public dialogue Emission reduction target, Clean Development Mechanisms, Energy and resource efficiency initiatives Investments in electric and renewable energy generation through YPF Luz Renewable energy consumption for own operations Investments in New Fuel Specifications Preparation for the new bio-fuel market
Physical impact on plants and operations	Related to chronic or acute effects such as water scarcity or extreme climate events.	Vulnerability Map for Operations in case of Climate Events Adaptation Projects Comprehensive Water Management Plan
Technology	Digitalization New Energy Solutions Renewable energies and storage technology – batteries- Electric Mobility	10 innovation and technology pillars in the business Y-TEC -e.g. Hydrogen Consortium.- YPF Ventures
Image and Reputation	Talent Attraction and Retention Investor and customer perception License to operate	Business-integrated Sustainability Strategy Transparency in information on commitments, targets and performance Participation in Partnerships (such as UN Global Compact, CEADS, EITI) Communication and relationship actions with stakeholders

Resilient Business

GRI 103-1/ 103-2/ 103-3/ 201-2

The company's strategic action lines related to decarbonization and business resilience vis-à-vis climate change are:

- A more efficient oil, gas and fuel production in terms of carbon emissions, with a 10% reduction in the intensity of CO₂ equivalent emissions from operations, set as a target by 2023 (base year: 2017).¹
- Profitable growth of the electric and renewable energy business through YPF Luz, which intends

to become one of the main electric power generation companies and a leader in renewable energies at country level.

- Investment in Innovation and Development of new energies, mainly through Y-TEC.
- A greater resilience in facilities and infrastructure, identifying operational adaptation measures for different scenarios and extreme climatic events. In this regard, the target by 2023 is to have 100% of facilities or projects in vulnerability areas reviewed and with identified adaptation actions.

At the same time a cleaner and more efficient energy future that takes into account the ambitions of the Paris Climate Change Agreement will require joint efforts by governments, businesses and society as a whole.

<p>GHG Emission Mitigation YPF expands its efforts to include each ton of its production: barrel of oil equivalent, generated electricity or refined crude oil.</p> <p>Focus:</p> <ul style="list-style-type: none"> • Identification and management of fugitive emissions, especially methane emissions • Capture and valuation of vented gases for LNG production • Renewable energy consumption for own operations • Energy and resource efficiency • Fuel Quality Improvement 	<p>Profitable Electric and Renewable Energy Business YPF LUZ's mission is to carry on a profitable and sustainable business in order to become one of the major electric energy companies at country level and a leader in renewables.</p> <p>Focus:</p> <ul style="list-style-type: none"> • Efficient Thermal Energy • Renewable Energy 	<p>R+D in New Energies To successfully meet current and future energy demands, innovation and technology should be applied to drive not only the business but also new energy solutions.</p> <p>In this regard, the group has Y-TEC1, the largest applied research center for the energy industry in Argentina.</p> <p>In addition, it launched YPF Ventures.</p>	<p>Climate Change Adaptation It is centered on long-term business resilience with respect to energy transition, as well as on the mitigation of physical risks to facilities and operations.</p> <p>Focus:</p> <ul style="list-style-type: none"> • Long-term scenarios • Inclusion of carbon price in critical project assessment • Preparation of climate risk and mitigation action maps • Use of the BACLIAT adaptation tool
<p>YPF'S COMMITMENT TO CLIMATE ACTION AND ENERGY EFFICIENCY Implement a comprehensive management of emissions, monitoring and carrying out emission reduction actions and measures to adapt to climate change, while identifying national and global trends to meet the expectations of customers, investors and shareholders.</p> <p>Incentives in line with sustainability and emission reduction targets. Transparency in provision of information.</p>			
<p>Partnerships Cooperation with public and private institutions at national and global level to find the best possible solutions to current challenges and leverage results.</p>			

¹ This target will be reassessed in 2021.

Natural gas as part of the solution to climate change

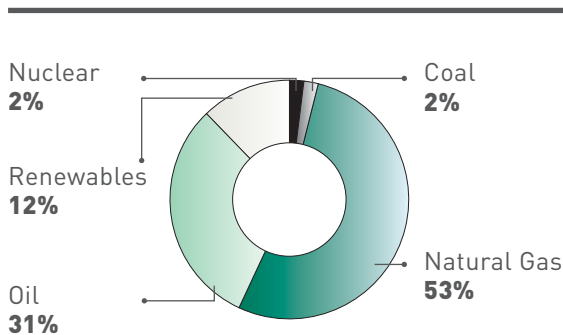
Natural gas will play an essential role in all future energy scenarios as the main transition energy that significantly contributes to decarbonization. It is key for both replacing coal in energy generation and supporting the process of adopting renewable energies by means of a safe and continuous supply.

As a resource, natural gas:

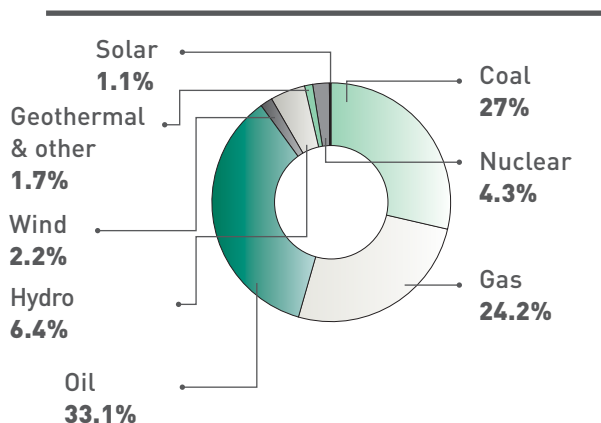
- releases up to 50% less carbon dioxide (CO₂) than coal when energy is produced; and
- generates -during combustion- lower levels of carbon monoxide, volatile organic compounds, oxides of nitrogen, sulphur dioxide and particulate matter, which makes its use a contributor to improved local air quality.

YPF, thanks to its natural gas production, is able to contribute to a lower-carbon energy matrix in Argentina. The growth of natural gas production, through the development of conventional and unconventional (shale gas) reservoirs, will be possible if market conditions allow.

Argentina's Primary Energy Matrix



World's Primary Energy Matrix



GHG Emission Management

GRI 103-1/ 103-2/ 103-3/ 301-1/ 302-1/ 305-1/ 305-2/ 305-4/ 305-5/ OG6/

In line with its policy to promote cleaner and more efficient technologies, YPF established the management of atmospheric emissions as one of its focal points in the sustainability strategy. In 2018 the company undertook to reduce by 10% the intensity of direct emissions (scope 1 GHG) by 2023. It has in place an internal Emission Management regulation which began to be reviewed in 2019. At corporate level, business units work together to cross-sectionally coordinate all actions required to achieve this target. Thus, a series of actions have been set in motion to optimize energy management, reduce vented and flared gas, expand electrification and digitalization of operations and incorporate low-carbon energy sources.

10%
reduction of direct GHG emissions intensity by 2023 ²
0.38 tCO₂e/ production unit
Base Year: 2017

INTERNAL CARBON PRICE

During 2019, work was done to strengthen environmental aspects for a sensitivity analysis of Critical Investment projects, including, among others, carbon emissions. In this framework, an internal carbon price was established of USD 30 per ton of CO₂e, which is being assessed by means of pilot projects³.

² Gases included in the emission reduction calculation are: GHG Carbon Dioxide (CO₂), methane (CH₄) and nitrous oxide (N₂O). Unit of intensity used: tCO₂e / production unit.

³ To set the price of carbon, the following were taken into account: the current situation of the country, World Bank's calculations, the Carbon Pricing Corridor Initiative and the High-Level Commission on Carbon Prices; as well as the experience of other companies and that of the Downstream Vice-Presidency which, in 2018 and 2019, used a price of USD 30 per ton of CO₂e to assess project sensitivity.

INCENTIVES

The key indicator of carbon emission reduction is included in the company's sustainability goals and impacts on the variable remuneration of senior executives. There are also monetary incentives for business unit managers, associated with the achievement of objectives which contribute to the pursuit of the core reduction target.

Methodologies and Standards

YPF has in place a Guide to Environmental Parameters which establishes the calculation bases for all its emissions. For GHG emissions, the main source of information has been the API Compendium of Greenhouse Gas Emissions Methodologies for the Oil and Natural Gas Industry (August 2009), 2006 IPCC Guidelines for National Greenhouse Gas Inventories and EPA AP42. In 2019 the guide was reviewed, including an updating of emission sources, emission factors and calculation methodologies. Implementation of this review is due to start in 2020. In addition, the ISO 14064-1 Standard, focus on quantification, reporting and management of greenhouse gases, has been implemented at industrial complexes.

GHG Monitoring and Measurement

GHG emissions are monitored and measured based on the information on environmental parameter application that is reported by the business units on a quarterly basis. The calculation methodology is established in the Guide to Environmental Parameters.

EVALUATION MECHANISMS

Achievement of corporate, unit and personal goals set on a yearly basis.

MONITORING OF EMISSIONS AND EXTERNAL AIR QUALITY AT MAIN FACILITIES

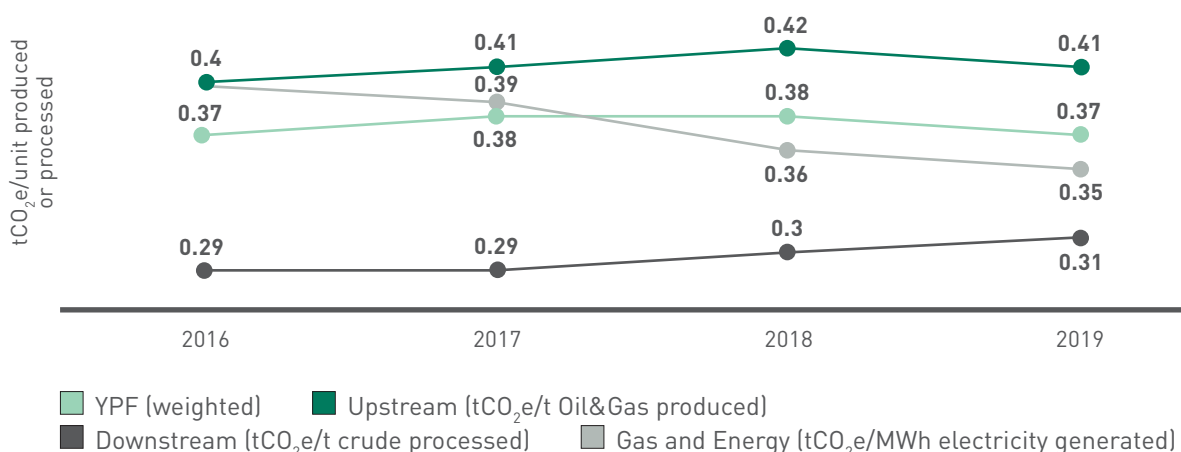
Regular GHG emission audits and checks. During 2019, Lloyd's Register Quality Assurance was once again appointed to independently verify the GHG emission inventory of all YPF's industrial complexes, including La Plata, Luján de Cuyo and Plaza Huincul. In addition, the consulting firm Deloitte verified the environmental indicators for the period.

GHG Direct Emissions Reduction

GRI 301-1/ 305-5/ 305-4/ OG6/

The total intensity of scope 1 GHG emissions in 2019 decreased as compared to 2018: 0.37 tCO₂e per production unit.

Intensity of direct GHG emissions



Intensity of Direct Emissions in 2019 vs. 2018

Upstream	-2.65%
Downstream	+2.77%
Gas and Energy	-3.72%

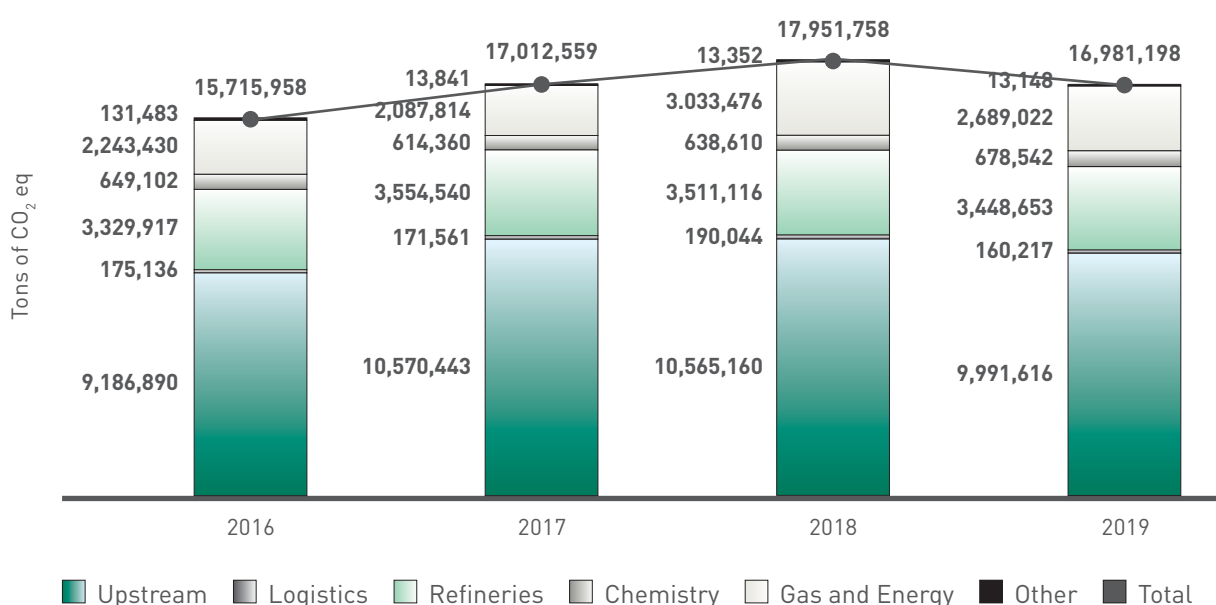
Absolute direct emissions recorded a reduction of 5.41% vs. 2018 in YPF, due to the generation of a greater amount of renewable electric power and the specific measures implemented by the various business units.

Logistics also recorded a lower consumption of natural gas during the year due to a decrease in the operational times of turbines at Dorrego pumping station and the implementation of efficiency measures.

The Upstream business reduced the use of production gas in diesel and internal combustion engines. At the same time, actions were implemented to reduce venting emissions and fugitive methane losses, and seal gas and oil producing layers in Mendoza Norte (Cerro Fortunoso), which implied a significant contribution in such regard.

In the Gas and Energy business, the reduction is due to lower fuel consumption at Tucumán Thermal Power Plant, as a result of both a lower demand from CAMMESA and various maintenance works.

Direct (scope 1) GHG emissions

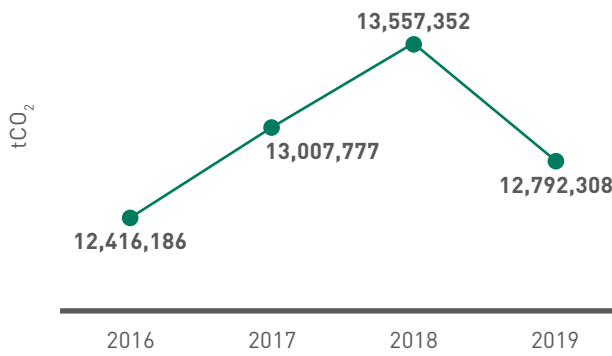


Other: Asset Management, AESA, YTEC and GEC

Total	-5.41
Upstream	-5.43
Refineries	-1.78%
Chemistry ⁴	+6.25%
Logistics	-15.69%
Gas and Energy	-11.36%

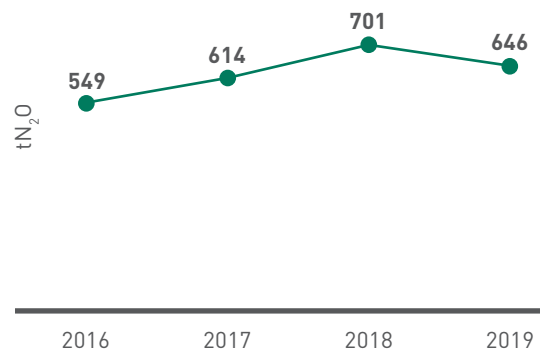
⁴ The rise in emissions from Chemistry, which took place in the third quarter, was caused by operational issues, notably, plant shutdowns resulting in a greater amount of gas sent to flaring and waste gas destruction.

Carbon Dioxide (CO₂) Emissions



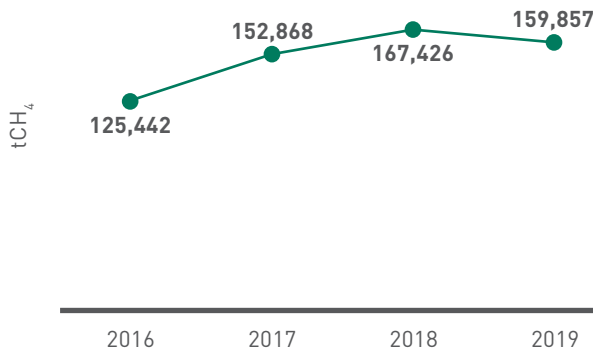
-5.64%
CO₂ Emissions

Nitrous Oxide (N₂O) Emissions



-7.87%
N₂O Emissions

Methane (CH₄) Emissions

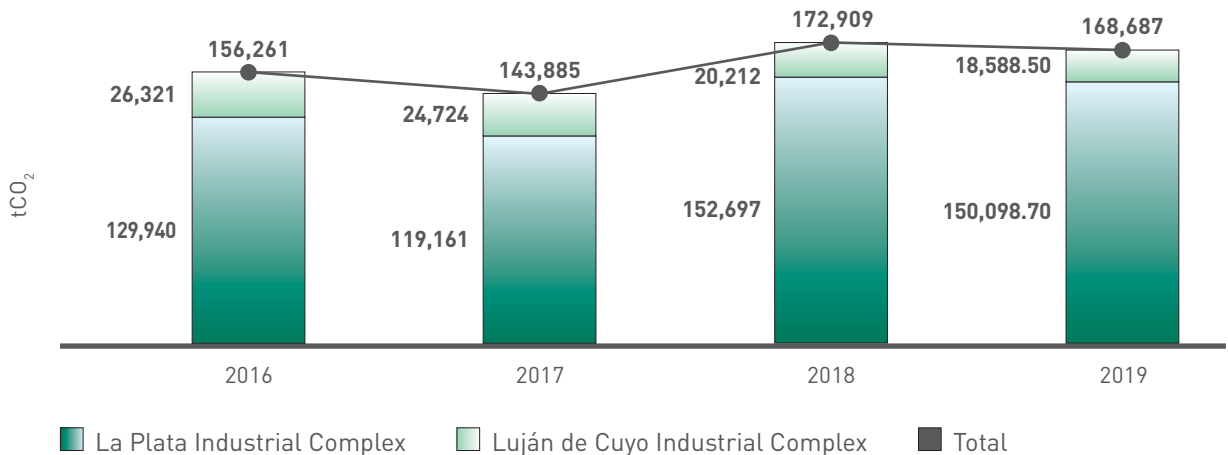


-4.52
CH₄ Emissions

CLEAN DEVELOPMENT MECHANISMS

YPF has implemented efficient processes in the different stages of crude oil refining to reduce GHG releases. For example, both in the industrial complex of La Plata and in that of Luján de Cuyo, waste gases are compressed and injected in the system to feed furnaces and boilers and avoid the use of natural gas and petroleum derivatives. Both complexes are recorded as “clean development mechanisms” (CDM) with the United Nations. The reductions achieved thanks to these processes were lower in 2019 also due to failures and maintenance work on compressors.

Reduction of GHG emissions generated by CDM (clean development mechanisms) projects



RECOVERY OF VENTED GAS FOR LNG PRODUCTION

During oil extraction, significant amounts of associated natural gas are produced that may be used (for re-injection, supplying the natural gas grid, generation of energy in situ, or LPG liquefaction), flared at specialized combustion facilities close to wells, or vented, which implies releasing it into the atmosphere. This associated gas contains mainly methane gas. Venting occurs when combustion or use of excess gas is not technically or economically feasible.

In 2019 there was an increase in flared gas in the Upstream business which was primarily linked to a greater number of production wells in remote areas without a gas distribution network (unconventional business). This was coupled with plant shutdowns in the Río Colorado business in the province of Neuquén. The higher volume of residual gas flared in the Downstream business was the result of scheduled shutdowns and related operating issues.

Since 2018, YPF has implemented a project for capture of natural gas from venting and isolated wells to produce liquefied natural gas (LNG) which, being 600 times smaller in volume, may be transported more efficiently from isolated locations. The company thus seeks to assign value to an energy resource which otherwise would not be tapped and moves forward to meet its target to reduce GHG emissions intensity.

To this end, modular and transportable liquefaction equipment is used to capture gas from test wells and reduce its volume. The resulting LNG is transported in containers or cryogenic tanks to consumption sites, where it may be delivered in liquid form – e.g. for trucks using this kind of fuel— or gaseous form, for industrial customers. In this case, a regasification process enables the gas to be supplied ready for consumption, as if it had been transported by a gas pipeline or as CNG. In addition, LNG has a great potential to replace diesel, gasoil and LPG consumption in the industry and transport sectors. In this regard, as part of two pilot projects, the company installed bi-fuel kits in a generator engine and in a fracturing pump engine.

The kit allows a diesel engine to replace part of the used diesel fuel with LNG. Both pilots showed that between 35% and 60% of diesel consumption may be replaced with LNG vaporized gas. Future planning includes similar pilots in the transport area with a view to exploring new markets for natural gas, the cleanest fossil fuel in terms of CO₂ emissions per million BTU of fuel burned.

To execute this project portfolio, YPF has dedicated equipment and 11 liquefaction devices already installed. Captured gas is used mainly for electric power generation.

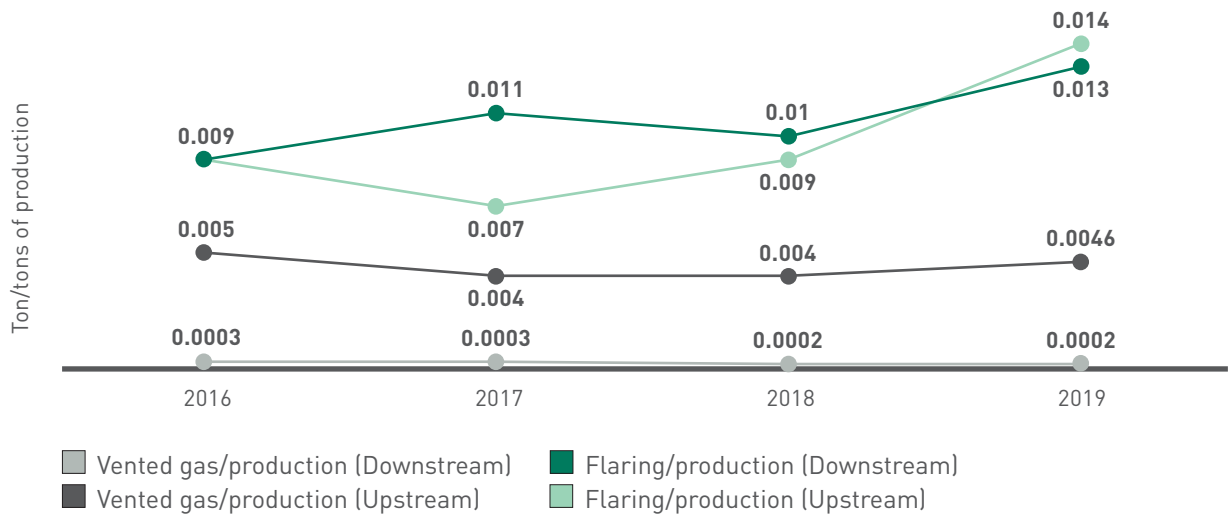
60,000 m³/d

Maximum peak gas volume captured with liquefaction equipment in unconventional production pilots

1.3 million m³

Total gas volume captured during project implementation (to the closing date of this report)

Hydrocarbon Flared and Vented Intensity



REDUCTION OF METHANE INTENSITY

Methane has greater warming potential than CO₂, therefore its contribution to climate change is greater. YPF focuses its efforts on the reduction of its intensity and is in the process of defining a specific mid-term target. In 2019 the company focused on obtaining higher quality data -by means of methane flow mapping and reviewed calculation methods- and implementing leak detection and mitigation programs. In that context, the Upstream business strengthened the use of LDAR methodology, and together with the corporate Environmental Department, implemented the use of infrared cameras at company sites. During 2020 the company intends to implement new calculation methods, optimize measurement systems, move forward with data mapping in various sites and further strengthen the use of Smart LDAR methodologies.

0.0065 tCH₄/ t Oil & Gas produced

Methane intensity in Upstream in 2019
-1.5% vs. 2018

AFFORESTATION

In 1989, YPF launched an afforestation plan for the province of Neuquén, which currently features 7,000 hectares of pine trees, native plants and other plant species. The carbon capture calculation estimates that the forest mass can capture 760,000 tons of carbon in a period of 30 years.

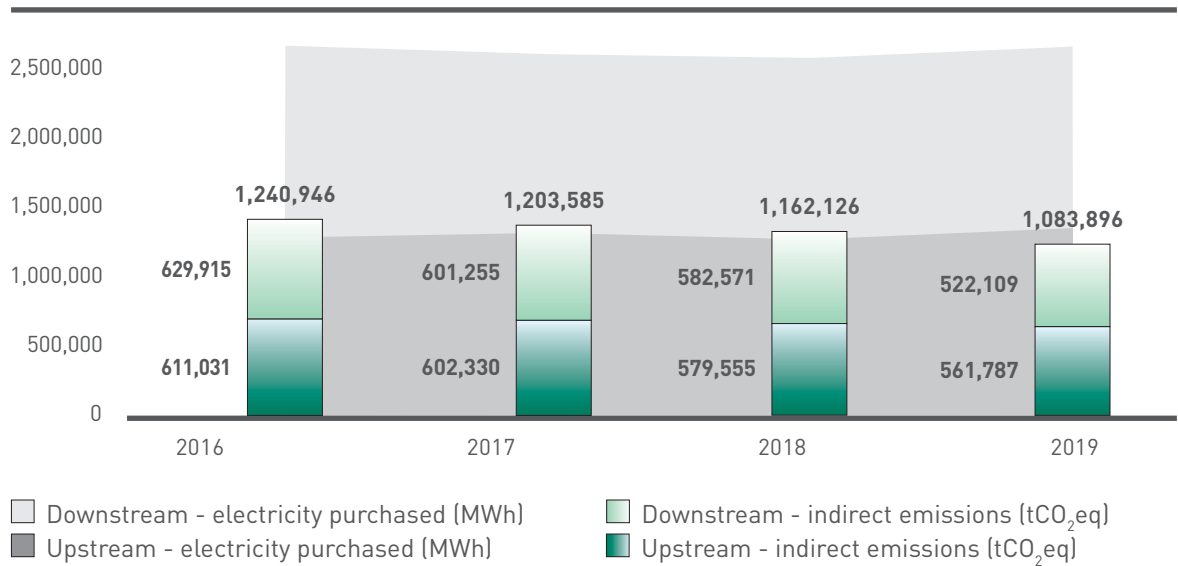
Indirect Emissions Reduction

GRI 302-1/ 302-1/ 302-4/ 305-2/

The total indirect emissions related to electricity purchase and consumption decreased by 1.9% as compared to 2018, mainly due to the purchase of renewable energy from YPF LUZ and other energy efficient initiatives.

The Upstream business showed a greater purchase volume as a result of a decrease in electricity generation due to scheduled maintenance shutdowns in Loma Campana Thermal Power Plant. This also accounts for the fact that these purchases were the only source of energy consumption that grew in the year.

Indirect (Scope 2) Emissions from energy generation



2.37 10⁶ MWh

Electricity purchased in 2019
+2,3% vs. 2018

7.41 10⁶ GJ

Vapor purchased in 2019
-3,2% vs. 2018

203,011 KGJ

Energy consumption¹ in 2019
-4,5% vs. 2018

3.839 10⁶ t

Fuel consumption in 2019
-1% vs. 2018

⁵ Emission factor for 2018 available (0.4635 tCO₂/MWh), at: <http://datos.minem.gob.ar/dataset/calculo-del-factor-de-emision-de-co2-de-la-red-argentina-de-energia-electrica> Updated on 03/30/2020 by the Argentine Secretariat of Energy. Operating margin value.

Energy Efficiency

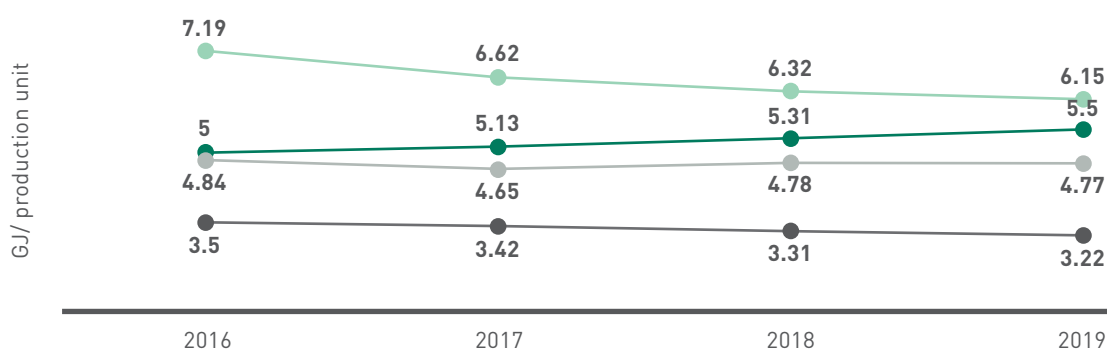
Achieving greater energy efficiency is key for emission and cost reduction. Once the consumption base line was defined by areas, the Energy Efficiency Committee was created in 2018. It is made up of seven specialists from different businesses and from the Environment and Sustainability areas. Its mission is to take advantage of improvement opportunities detected for better energy management. Dedicated teams were appointed in 2019 to address this issue in the Upstream and Gas and Energy businesses, in addition to those already in place in the Downstream business. Thus, the energy efficiency guidelines set forth in the Commitment to Climate Action and Energy Efficiency are being deployed in all operations, with work plans in each area. The

measures adopted include optimization of generation units, conversion of gas combustion engines and greater automation.

As a result of these initiatives, the company's weighted energy intensity decreased slightly in 2019 to 4.77 GJ per production unit.

In 2019, YPF was awarded new ISO 50001 Energy Management System certifications for three facilities: Central Térmica San Miguel de Tucumán, Central La Plata Cogeneración, Compañía Mega, Neuquén. These sites add to the eight certificate-awarded in previous years.

Energy intensity by business unit



YPF (weighted)
 Upstream (GJ/t Oil&Gas produced)
 Downstream (GJ/t crude oil processed)
 Gas and Energy (GJ/MWh energy generated)

Energy Intensity 2019 vs. 2018

YPF (weighted)	-0.28%
Upstream	-2.38%
Downstream ⁶	+3.54%
Gas and Energy	-2.74%

⁶ The increase in the Downstream business results from the lower amount of crude oil processed during the first two quarters at La Plata Refinery, where the topping D unit was not operating.

Lower Carbon Products

BIOFUELS

During 2019 YPF maintained the mandatory biofuel blend and purchased 1.3 million cubic meters of biofuels, reaching an aggregate of almost 10 million since the start of the program. Thus, the company consolidated its position as the main biofuel purchaser and blender in Argentina. At the same time, the company achieved logistics and production integration efficiencies which accounted for savings of almost 6 million km travelled as compared to 2018, which equals 21 thousand tons of CO₂. In addition, 96 thousand tons of CO₂ in emissions were eliminated as a result of contracting existing third party capacity to manufacture biofuels from ethanol and soybean oil.

The company also worked on the new business plan focused on biofuels, which aims at integrating YPF into the industry's production matrix within the framework of the market deregulation starting in 2021.

Together with Y-TEC, the company continued promoting bioproducts initiatives. The projects already under way address topics related to value generation in biofuel by-products, analysis of second generation technologies and CO₂ capture.

86,726 m³

Biofuels in 2019⁸

+1.9 M tons of CO₂e

Reduced in 2019 due to its use

LOW SULPHUR FUELS

YPF supplies last-generation fuels without heavy-metal-based additives to support environmental stewardship. Their fuel reliability builds upon traceability mechanisms, and quality controls and certifications performed in the fuel distribution circuit.

To have a cleaner and sustainable platform, compliant not only with regulations in force but also with customers' expectations and the automotive industry's changes, the Downstream business is carrying out a New Fuel Specifications Project aimed at reducing sulphur content in fuels (gasoline and gasoil) and add a larger percentage of unconventional crudes processed at YPF refineries. This will position its industrial complexes among the most efficient in the region and fulfill a new regulation limiting the sulphur content of marine fuel to 0.5% in 2020 (IMO 2020). In 2019

this initiative moved forward in all three Downstream refineries. Besides, YPF strengthened its commitment and became one of the first energy companies in the region to meet the highest quality standards in marine fuels. The company is certified to ISO 8217/2017.

Electric and Renewable Energy

OG3

Through YPF Luz, the Group offers low-GHG emission energy to third parties, enabling them to reduce their carbon footprint. This offer is part of the company's 2019-2023 strategic plan. Within this framework, YPF Luz works to become one of the largest electric power generators in the country and a leader in renewable energies, including wind, solar and biomass energy. The company has already become one of the five major electric power companies in Argentina, in terms of installed capacity and production.

In 2019 the company celebrated the first anniversary of Manantiales Behr wind farm (Chubut), with very good utilization and availability rates. In the first nine months of operation, its average capacity factor was of 62%, the highest in the country. It has a total installed capacity of 99 MW, distributed in 30 wind turbines with an installed capacity of 3.3 MW each. Built on a gas and oil field under production, it supplies 50% of the electricity generated to YPF S.A and the remaining 50% is sold to third parties. The plant is ISO 14001 certified and is also certified to issue carbon credits.

⁷ The mandatory blend pursuant to Argentine Law 26092 requires that YPF add 12% of ethanol to gasoline and 10% of biodiesel to diesel fuel. The purchase is internally regulated by the recently updated Biofuels Procurement and Supply Proceeding, in addition to the quality control regulations for biofuels and final fuels.

⁸ Manufactured at toll blending facilities.

526,611 MWH

Renewable energy production in 2019

+254% vs. 2018⁹

YPF Luz has currently another three wind farms under construction:

Cañadón León

- Total capacity: 122 MW
- Location: Yacimiento Cañadón León, Santa Cruz

A total of 29 wind turbines will be installed with a nominal capacity of 4.2 MW each.

Los Teros I and II

- Total capacity: 175 MW. Los Teros I: 123 MW, Los Teros II: 52 MW
- Location: Los Teros, Azul, Buenos Aires

The project includes more than 40 wind turbines and will be developed in two stages. The energy generated will contribute to the Argentine Interconnected System (SADI) approximately 550,000MW/h per year, enough to supply up to 175,000 basic dwellings.

Los Teros I Wind Farm had already started operations at the closing date of this report.

Los Teros and Cañadón León wind farms will prevent an annual emission of 740,000 tons of CO₂ equivalent.

For further information see YPF Luz's Sustainability Report 2019 at https://www.ypluz.com/Content/pdf/YPFLUZ_Reporte2019_ENG.PDF

New Energies

In line with YPF's objective to be ready for and contribute to energy transition, Y-TEC is working on a New Energies program with strategic lines:

- **Storage:** with focus on different electricity storage technologies and mainly on lithium-based technologies- from mining to the development of active materials, cell cathodes and anodes. The company has the first pilot plant for the development of lithium cells in the country, where own active materials have already been scaled (patent pending). Other developments are also promising, including polymer batteries, flow batteries and storage of other energy vectors such as hydrogen.
- **Solar energy-based Fuels:** Green hydrogen production is explored based on the interaction between sunlight and photosensitive nano-structured surfaces. Other solutions being explored are: artificial photosynthesis, CO₂ capture and light hydrocarbon production. YPF is following global trends by developing these projects, which are still at laboratory scale.
- **Waste-based energy:** This strategic line tries to convert the company's waste in biogas (or electricity) using 'super-adapted' bacteria to improve waste digestion.
- **On-Grid or Off-Grid Renewable Energies:** this line seeks to introduce, at country and corporate level, renewable energies technologies massively used worldwide, such as solar-photovoltaic, wind, storage and biogas, either on-grid or off-grid. To this end, innovative business models are being developed that make them technically and economically feasible at local level.

H2ar Consortium

At the time of publication of this Report the H2ar Consortium had already been launched in Argentina. Made up of various companies in the hydrogen value chain under the leadership of Y-TEC, the Consortium aims to develop hydrogen as a low carbon energy vector and become a key player in industrial decarbonization. Argentina has excellent natural conditions to generate hydrogen through its highly competitive renewable resources and its large natural gas reserves.

In 2019 Y-TEC carried out a techno-economic analysis of green hydrocarbon production in Patagonia, which describes the key factors for large-scale industrial production and the likelihood of H₂ becoming the country's new exportable resource.

⁹ The increase was particularly due to the fact that Manantiales Behr Wind Farm was in full operation throughout 2019, while in 2018 it started operations in July.

Vulnerability and Adaptation to Climate Change

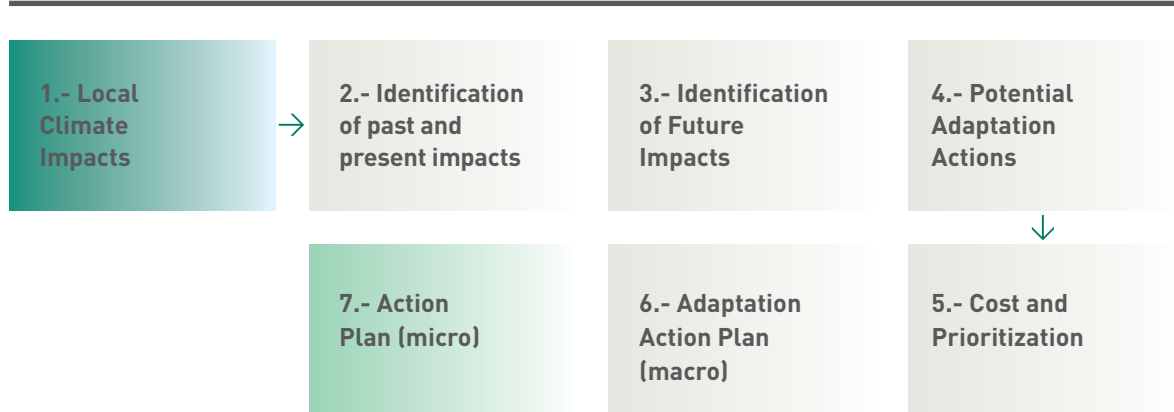
As already explained, YPF together with experts, analyzes long term business scenarios based, among others, on IEA forecasts, to envisage how the global and national energy system will change depending on different evolution options where technological and climate-change-related changes, as well as the transition to a low carbon energy matrix are of great importance. Long term analyses (2040) demonstrate the resilience of YPF’s investment portfolio vis-à-vis different scenarios, detecting both risks and new opportunities to prioritize investments. This includes a quantitative sensitivity analysis of relevant factors, such as the price of commodities, the price of carbon and a qualitative identification of key trends and priorities. During 2019 the company strengthened the environmental and climate criteria which will be used to assess its critical investments.

As regards the risk assessment of physical impacts on assets and operations, the company has undertaken an analysis of extreme climate events such

as floods and earthquakes. This includes an identification of scenarios for the company’s main facilities that will be added to the corporate risk map spreadsheets, with the applicable loss quantification. The economic scenario (physical damage to facilities plus financial loss) is also assessed.

The potential effects of climate risk on the company’s facilities and assets have been analyzed by means of the BACLIAT (Business Areas Climate Impact Assessment Tool) tool. During 2019, YPF moved forward with implementing the tool after the 2018 upgrade, which consisted in integrating quantitative risk management methodologies into the existing analysis process. The critical facilities assessed were Barranqueras (province of Chaco) terminal and Km9 dehydration plant (province of Chubut). In previous years, the tool had already been used in La Plata and Concepción de Uruguay plants, and in the pipeline running from Puesto Hernández (Neuquén) to Luján de Cuyo (Mendoza). The recommendations then identified were submitted to analysis so as to monitor the progress of their execution.

BACLIAT in 7 steps



Thus, it is possible to timely address key risks such as floods, which affect particularly La Plata terminal. In 2013 damages caused by flood to La Plata refinery resulted in costly repair works. Thanks to climate risk assessment, adaptation actions have already been implemented. The company invested USD 1.1 million in that facility to install special pumping systems to drain flood water.

Additionally, and in order to strengthen the work already carried out, in 2019 climate risk maps (climate threats and vulnerabilities) began to be prepared for all YPF operations and facilities, on the basis of results from scenarios generated by the Argentine Secretariat of Environment and Sustainable Development. Two time periods were determined –short term (2015-2039) and long term (2075-2099)— and two emissions

scenarios -medium (RCP 4.5) and high (RCP 8.5). This tool, which will continue to be implemented throughout 2020, will enable a deeper understanding of risks affecting the company, so as to identify the adaptation actions required, quantify their potential financial impact and strengthen business management. At the

end of 2019, threat maps were generated on four climate variables and seven climate extreme indices shown in the table below.

This table shows the combination of the four variables and the seven climate extreme indices.

Description	Main aspect associated
Total rainfall (mm)	State of climate
Average temperature (°C)	State of climate
Maximum average temperature (°C)	State of climate
Minimum average temperature (°C)	State of climate
Maximum annual value of daily maximum temperature (°C)	Global warming
Minimum annual value of daily minimum temperature (°C)	Global warming
Number of frost days (# days)	Flooding of access roads
Maximum length of dry spells (# days)	Draught
Length of heatwaves (# days)	Heatwave
Total annual rainfall when daily rainfall exceeds 95 percentile rainfall value (# days)	Landslide
Maximum annual rainfall on 5 consecutive days (mm)	Flood

04. Sustainable Production





To YPF, environmental stewardship is of paramount importance. This commitment translates into guidelines that seek to ensure efficient use of resources, adequate waste management, and care of ecosystems in the entire value chain. In line with its constant focus on environmental risks, the company performs an ongoing monitoring of the sites where it conducts operations.

In the Upstream business, the most important environmental aspects relate to robust well design, operating procedures to minimize environmental impacts, and waste management—particularly drill cuttings and water produced during oil extraction. YPF also makes sure that the use of water for hydraulic fracturing in unconventional activities follows the best environmental practices. In processing plants and refineries, the focus is placed on SO_x emissions and treated water discharge.

As described in the Sustainability and Operational Excellence Policies¹, YPF's environmental management approach requires the performance of studies and assessments to identify any significant impacts and outline measures to avoid, minimize or mitigate them, and also establishes ongoing monitoring programs.

Operational Excellence

Environmental management—governed by the Vice Presidency of Environment, Health and Safety—complies with all applicable laws and regulations. The company's main business and operations are certified to OHSAS 18001 (Safety), ISO 14001 (Environment) and ISO 9001 (Quality) standards.

At the same time, YPF has internal regulations in place that govern emissions, waste, water use, and biodiversity conservation. The company conducts an environmental impact assessment¹ for all its operations and projects in accordance with current legislation and internal regulations, which include the Environmental, Social and Health Impact Assessment standard. This assessment produces an Environmental Management Plan that provides measures aimed at preventing or minimizing adverse environmental impacts, and also the required monitoring and actions for potential contingencies.

Local air emissions (non-GHG) are monitored together with GHG emissions, using the same systems and procedures. Updated information is gathered on water withdrawal and discharge points, together with relevant volumes. Hydrocarbon-specific monitoring of surface water is also performed in areas of operations to detect the presence of HTP, BTEX and HAP. The ongoing monitoring of waste generation has proven extremely helpful to identify new reuse and revaluation alternatives.

¹ All environmental studies are submitted to the relevant regulatory authority.

In accordance with the corporate procedure for Monitoring of Environmental Parameters, business units quarterly report the relevant information through a specific app. The calculation methodologies used are set forth in the Guide to Environmental Parameters, which is subject to regular review and updating. Internal verifications are also conducted to ensure compliance with laws and regulations and monitor improvement goals.

During 2019, external reviews of environmental parameters were conducted in the Northern Mendoza, Río Colorado, Santa Cruz and Central-Western Regions of the Upstream business, and in La Plata and Luján de Cuyo industrial complexes in the Downstream business.

The groups of environmental experts formed in 2018 continued working on lab accreditation and control, and management of environmental issues and air emissions in order to build networks of agents and specialists within the company. To expand the areas of work, the company set up groups of water and waste management experts.

In 2019, safety and environmental investments and spending aggregated USD 328.160.987 (47% and 53%, respectively).

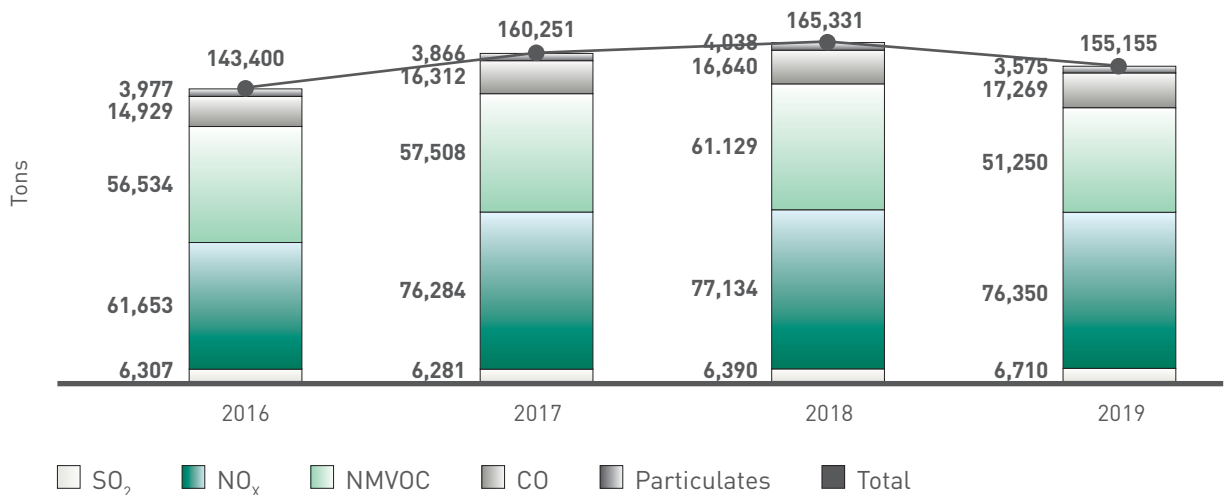
Local Air Emissions

GRI 305-7

Although local air emissions are ruled by different parameters and regulations depending on the health risks they pose, their management is jointly performed and articulated with that of GHG emissions, with a view to minimizing them.

In 2019, total emissions of sulfur dioxides (SO₂), nitrogen oxides (NO_x), non-methane volatile organic compounds (NMVOC), carbon monoxide (CO) and particulates (PM10) were 6.2% lower than 2018 values. The sharp 8.4% drop in volatile organic compound emissions was due to lower consumption of production gas in internal combustion and diesel-fueled engines. Carbon monoxide higher emission levels in 2019 was the result of a review of its calculation methodology in Petroquímica La Plata and a growth in fuel consumption in unconventional production caused by a spike in the activity.

Air emissions



YPF continued monitoring its two projects registered under the Clean Development Mechanism (CDM) that allow reducing emissions in the different stages and processes of oil refining in La Plata and Luján de Cuyo industrial complexes, which are close to populated areas.

The company is also working on a tool that would help more accurately identify locations with critical air emissions that require extensive monitoring. Its implementation is scheduled for 2020.

- as a resource used in operations, primarily focused on efficient management and use;
- as an effluent from operations and processes, with an emphasis on water disposal conditions and assessment to enable reuse.

The water withdrawal and management baseline drawn in 2015 led to an ongoing improvement process. In 2018, this baseline was supplemented with a preliminary mapping of withdrawal and disposal points. The following table summarizes the most salient water-based initiatives in 2019.

Water Management

GRI 103-1/103-2/ 103-3/ 303-1/ 303-3/ 303-5/ OG5

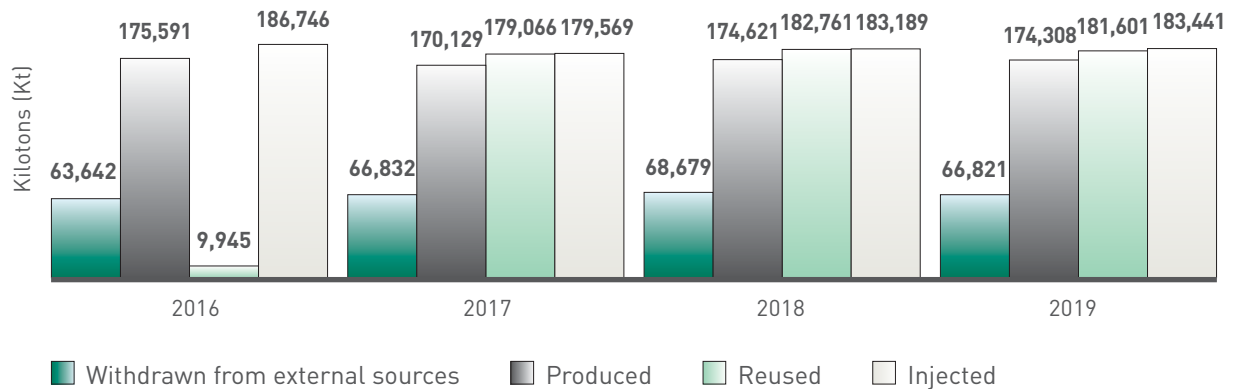
YPF's integrated water management follows a three-pronged strategy:

- as a shared resource by both YPF and its neighboring communities, with a focus on its vulnerability;

Initiative	Goal	Tool/Methodology	Implementation and progress in 2019
Global assessment of water risk associated with operations	Identify withdrawal points located in water-stressed areas	Aqueduct Water Risk Atlas of the World Resources Institute (WRI), based on information collected from YPF's withdrawal points	First assessment performed, covering 27 operations and facilities
Water use impact assessment	Assess impacts, risks, opportunities and management plans relating to water use and disposal in specific operating sites	Local Water Tool (LWT), developed by the Global Environmental Management Initiative	The tool was implemented in La Plata Industrial Complex. A monitoring model was concurrently developed to systematize action plan progress based on prior year assessments.
Water use efficiency assessment	Make progress towards the 2023 goal of having a formal procedure to verify the efficient use of water for 80% of the facilities and operations with higher fresh water consumption	Procedure for assessing the efficient use of water created by YPF's Group of Water Management Experts	A pilot plan was implemented in Señal Picada and Punta Barda reservoirs in Río Colorado.

Initiative	Goal	Tool/Methodology	Implementation and progress in 2019
Studies of hydrogeological resources	Establish the number of aquifers and required protection levels	Research model originally made for the province of Neuquén (2015-2018) and later replicated in other areas. A map is drawn of the aquifers that need protection with data acquired while drilling wells and installing monitoring wells.	In Neuquén, the database was updated and hydraulic tests were performed to ascertain the possibility of using layers of water not suitable for human consumption or irrigation. A baseline was defined for Río Negro, Santa Cruz and the south of Mendoza.
Studies of surface runoff at facilities	Identify the risks associated with climate-related and geomorphological effects combined, and define passive defense actions in the event of containment loss in existing barriers	Assessment of facilities located in sensitive areas with potential risk to tanks	Implemented in 41 Upstream facilities (2018- 2019)

Water management



- **Withdrawn water:** Water withdrawn from surface water or groundwater sources, or from public water supplies.
- **Discharged water:** Water discharged to a receiving water course (surface or underground), channels, sewer system, etc. Water is discharged in compliance with the requirements established by the regulatory authority. It does not include produced water that is injected into Upstream operations or ballast water at shipping terminals.
- **Reused water:** Water reused within the same facility, in the same industrial processes or in other operations.²

- **Produced water:** Water drawn from a reservoir during hydrocarbon extraction processes or water drawn during exploratory drilling. Once treated, it is used for secondary recovery processes or hydraulic stimulation, or is injected for final disposal.
- **Injected water:** Water injected into wells to improve production.

Water Withdrawal in 2019

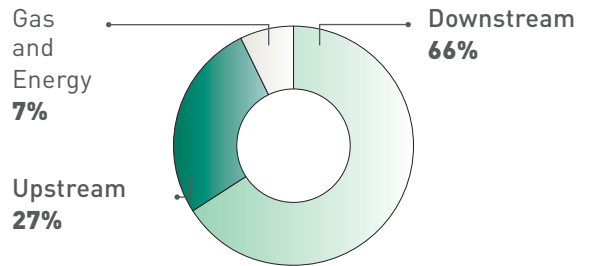
GRI 303-3 / 303-5

In 2019, the total volume of water withdrawn—measured in kilotons—was 2.7% lower than in 2018. In the Downstream business, this was largely registered in La Plata Refinery where ion-exchange resins were replaced at the water plant, leading to lower demineralized water consumption. Scheduled shutdowns and an awareness campaign on the efficient use of water also contributed to this lower value. In the Gas and Energy business, the lower volumes were consistent with lower electric power production and less hours of operation of the various power plants. This business also began to keep records based on measurements from all withdrawal points, whereas in previous years the information on several points was obtained from estimates.

The Upstream was the only business unit where water withdrawal increased due to growing unconventional production.

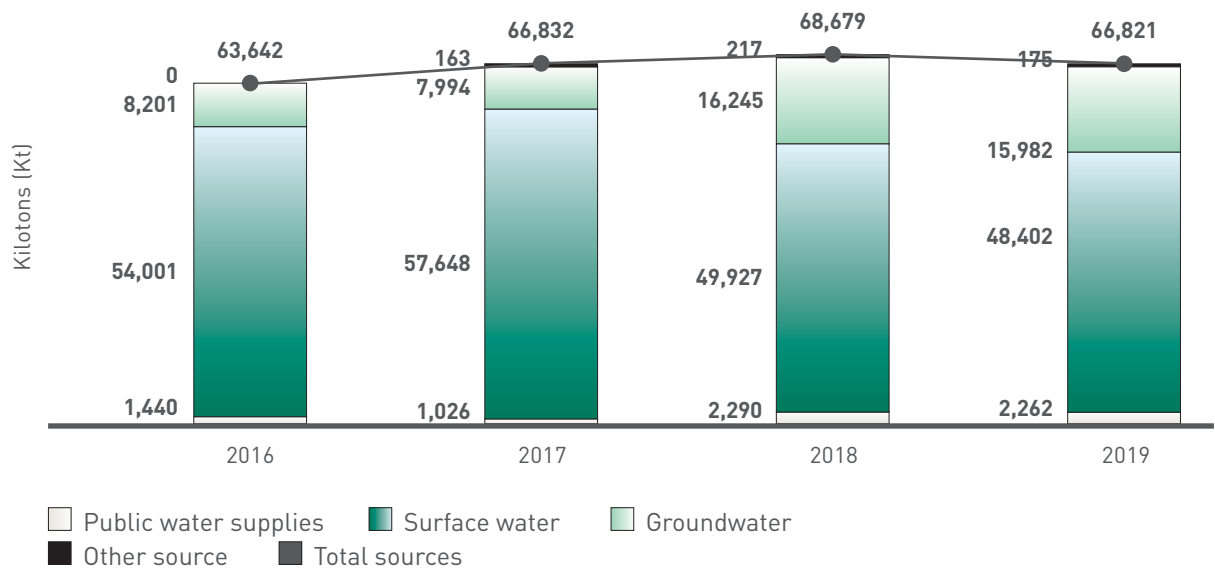
The intensity of water withdrawal recorded a year-over-year low of 3.4%. Once again, the Upstream was the exception to this trend, where the volume of water withdrawn increased in 2018 due to a greater number of fractures which, as yet, do not fully reflect on the hydrocarbon production volume.

Water withdrawn by the company's main businesses in 2019

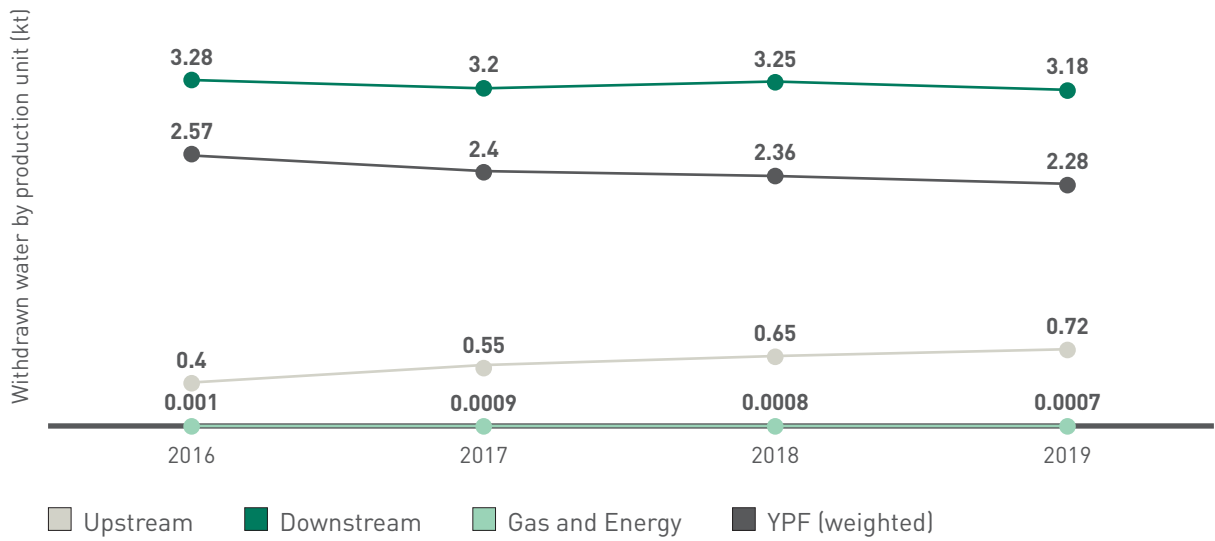


- ² During 2017, production water treated and added to the secondary recovery process in mature fields began to be considered reused water as it is recycled into the production process.
- ³ Following GRI guidelines, when there was no direct measurement of water consumption, the calculation was based on the difference between water withdrawn and water discharged.
- ⁴ This volume relates to consumption at Luján de Cuyo Industrial Complex, and Operations in Northern Mendoza and Luján de Cuyo Terminal. All three areas were assessed by Aqueduct, a tool not yet implemented by YPF in 2017 and 2018.

Water withdrawal by source



Intensity of water withdrawn for operations



Water consumption in 2019

40,486 kt

total consumption of water added to a product or used for productionⁱⁱ³

7,373 kt

total consumption in water-stressed areas⁴

18%

consumption in water-stressed areas over the total
-11% vs. 2018

production, whereas in the Downstream, the increase was limited to Luján de Cuyo industrial complex. The Gas and Energy business saw a 78.5% decrease which was largely due to 44% less water discharged by the Power Plant in the province of Tucumán. This was the result of a direct measurement-based adjustment and the high temperatures that contributed to its evaporation.

0%

discharged into fresh water courses

16,951 Kt

discharged in water-stressed areas

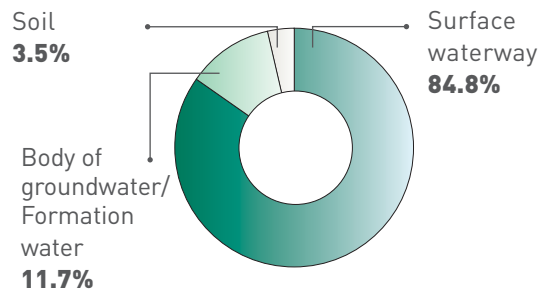
Effluent and Discharged Water Management

GRI 303-2/ 303-4

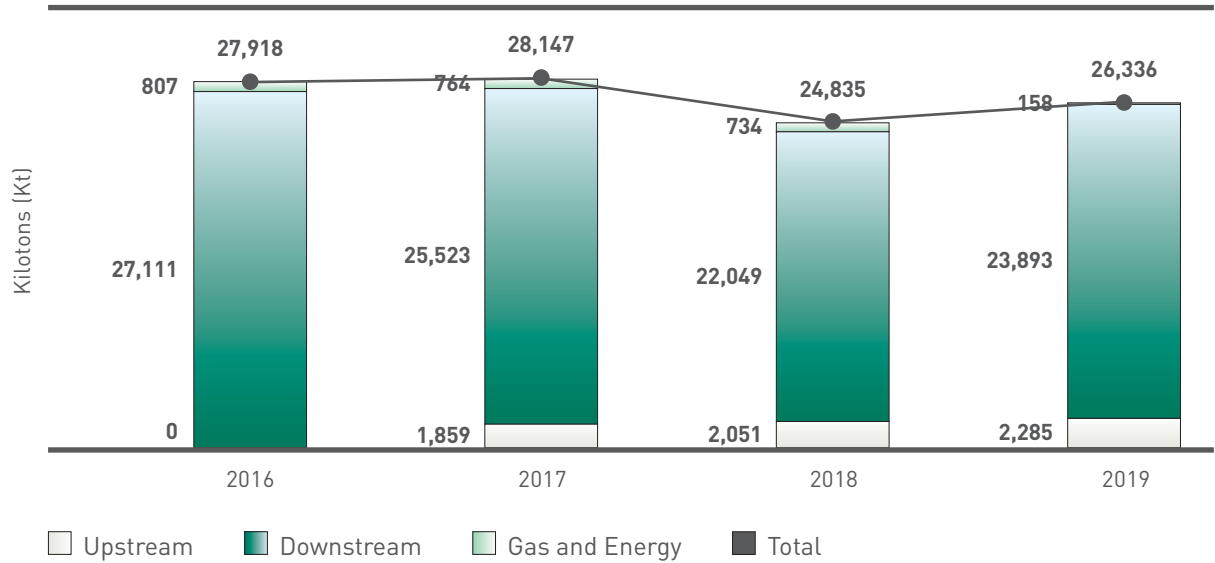
YPF seeks to reduce, reuse and recycle its production water and effluents and, when this is not feasible, the water is treated and discharged in compliance with the requirements established by the regulatory authority of the discharge site. In such places without specific regulations, current industry standards are applied.

In 2019, water discharged by YPF increased by 6% compared with 2018. In the Upstream business, this increase was mainly due to higher unconventional

Discharged water by destination



Discharged water by business unit



Water pricing

Internal prices help companies carry out an analysis of local regulatory scenarios and tariff changes, and therefore help strengthen water management.

In 2019, an internal price was set for this resource in Upstream and Downstream operations and by province. In 2021, this price is expected to integrate the environmental sensitivity analysis provided for YPF's critical investment projects.

This process involved assessing the water resource not only in terms of use but also transportation and storage, as well as consumption optimization, adequate treatment of process water to enable reuse, and analysis and treatment of liquid effluents.

Water prices were obtained by using the global tool called Water Risk Monetizer (WRM). The WRM takes as input the business information furnished by the user on use, prices and production and calculates the financial risk of incoming and outgoing water, thus identifying potentially higher operating costs. The monetary value assigned to this risk takes into account water availability and quality, and the competitive use of water within local basins over a 3-5 year timeline.

There is a pilot project currently under way to define its efficacy. Internal prices help companies carry out an analysis of local regulatory scenarios and tariff changes.

Use of Water for Hydraulic Fracturing in Vaca Muerta

Hydraulic stimulation—also known as fracking—is an oil extraction technique generally used in conventional and unconventional reservoirs. In unconventional wells, gas and oil are extracted from shale formations (source rock) more than 2500 meters deep. As this is impermeable rock, a fluid—formed by 95% of water, 4% of sand and less than 1% of chemicals or additives—is pressure-injected into the impermeable rock, generating hair-thin, 60 to 150-meter long cracks, which allow oil and gas to flow to the surface. Fracking is only used in the well drilling stage that lasts a few days.

In 2019, the volume of water used in unconventional operations—withdrawn from Neuquén River— was 5.5 million cubic meters and accounted for 0.06% of the average annual river flow. Flowback water that is no longer reused is injected into deep wells away from aquifers. The list of chemicals used in hydraulic stimulation is detailed in the environmental impact reports and studies required for each well or well pad, including the relevant individual safety data sheets. These documents are sent to the regulatory authority and are publicly available.

Only 0.2% of the water from Neuquén River is used for industrial purposes, while 56% is used for irrigation and 2.1% for human consumption. The other 42% of the minimum basin flow remains available.

Source: Water Resources Department, Neuquén Province



form, the wellbore is also protected by a reinforced casing. (See infographics/images below).

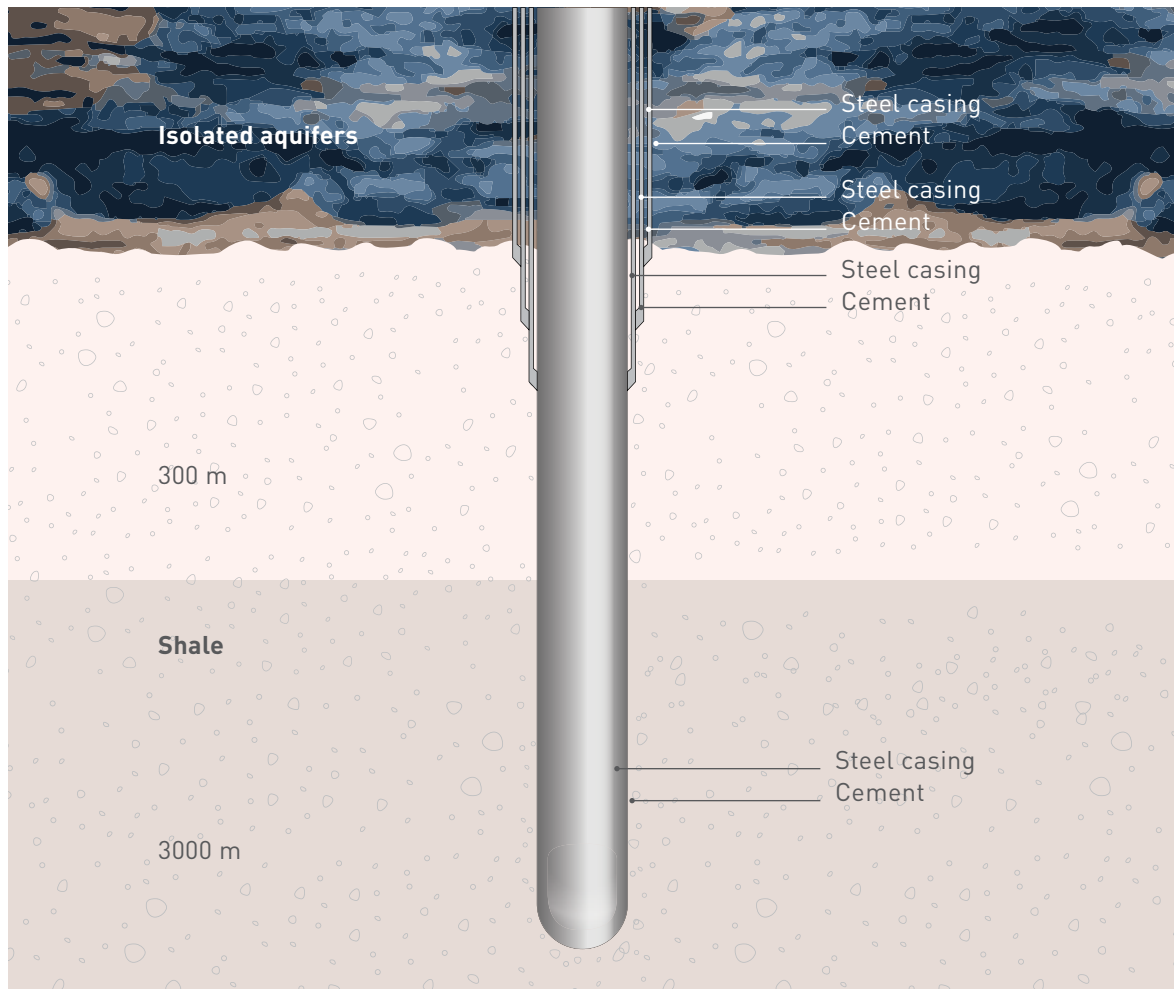
At the same time, it is important to protect fresh water aquifers that may be located between the surface and a depth of 300 meters, that is, at a great distance from the hydro-carbon-laden rock.

Accordingly, the first section of the wellbore has a triple steel casing cemented from the inside out. Then, down to 3,000 meters where the cracks

By the end of their useful life, which ranges between 20 and 40 years, unconventional wells must be abandoned in compliance with applicable regulations in force. After this, the site can be used for other production activities, building or reestablishment of species.

100% of unconventional wells have publicly available reports on the chemicals used in the fracturing fluid = 2018

0% of hydraulic fracturing sites where groundwater or surface water quality was impaired below the baseline value = 2018



Biodiversity Management

GRI 103-1/ 103-2/ 103-3/ 304-1/ 304-2/ 304-3/ OG4

YPF conducts its operations with respect for biodiversity and works to safeguard ecosystems and their diversity during the entire life-cycle of its operations and products, particularly in ecologically sensitive areas. This entails mapping sensitive areas, especially those falling under Category I of the IUCN (International Union for the Conservation of Nature) -core areas in biosphere reserves according to UNESCO's MAB (Man and the Biosphere) program. Once the relevant mapping and studies are performed and baselines are defined, biodiversity criteria and ecosystem services are integrated into environmental management at the various sites.

Our actions are focused on analyzing, avoiding and minimizing impacts through prevention; on rehabilitating the environment in which we carry out our activities, particularly in sensitive natural, biologically-diverse or protected areas; and on adopting offsetting measures where applicable.

To fulfill this commitment, and in addition to compliance with current laws, YPF has internal environmental management policies in place that include the Environmental, Social and Health Impact Assessment Policy.

At the same time, the company is engaged in research or conservation projects and interacts with other relevant stakeholders.

It also reports on biodiversity and collaborates with the communities intersecting with its operations and with other stakeholders: public administrations, local communities and social organizations.

103
sites used for production or extraction activities⁵

9,168,340 ha
total area
+27.3% vs. 2018

100%
of the sites with Annual Environmental Monitoring Reports⁶

20
areas where a Baseline Environmental Study was performed based on biodiversity maps between 2015 and 2019

3,617,877 ha
total area

20
YPF's sites with or near areas of high biodiversity value of global or national relevance⁷

1,289,098 ha
total area
-6,3% % vs. 2018⁸

2
operations in natural reserve areas with specific management plans

56,098 ha
total area of sites with specific biodiversity management plans⁹

⁵ YPF, Form 20-F 2019.

⁶ Reports consist of four phases: (1) Identification of initial conditions of the area and project, with a detailed biophysical environment description and a definition of sensitive areas; (2) project environmental impact assessment; (3) mitigation plan for identified impacts; and (4) verification of mitigation plan implementation and efficacy. A follow-up of these aspects is performed every year. Also, 54% of the sites have Baseline Environmental Studies conducted before Resolution 105/92 and Resolution 25/2004 of the former Argentine Secretariat of Energy, which set forth the submission of Annual Environmental Monitoring Reports (IMAA – Informes de Monitoreo Ambiental Anual) for all operating areas.

⁷ Areas were updated based on the mapping of natural reserve areas.

⁸ This difference is accounted for by the standard used in 2018 that consisted in reporting blocks with an environmental baseline and a same-year biodiversity analysis of the area. In 2019, the company chose to broaden that standard and report areas overlapping protected natural areas.

⁹ In 2018, 142,020 ha were reported, the total area of Llanquanelo and Auca Mahuida reserves. In 2019, however, the value accounts only for the area within these reserves where YPF has implemented biodiversity action plans.

Geographical Information Systems for Sensitive Areas

In line with its biodiversity strategy, YPF set out to conduct a comprehensive survey and mapping of sensitive areas in Argentina based on different public and official information sources, to then cross-reference them with the company's facilities and operations. This allows to update a complete map of the most critical areas and ratify the actions that the company needs to carry out pursuant to the legislation in force and its internal biodiversity regulation. For mapping, the company used information on protected areas from the Ministry of Environment and Sustainable Development, the UNESCO and the Ramsar Convention. It also obtained geo-referenced

information that allows delimiting areas for endangered species distribution, like the yellow cardinal and the ruddy-headed goose. Overall, 662 protected areas and 12 areas for the protection of endangered species were mapped.

Biodiversity management plans in Natural Reserves

YPF is currently operating in two natural reserves with specific biodiversity management action plans:

Llancanelo	Auca Mahuida
A 65,000-ha wetland, located in the south of the province of Mendoza and declared a RAMSAR site.	A 77,020-ha protected area located within Auca Mahuida Provincial Reserve, province of Neuquén. It falls under the "multiple use management area" and "protected paleontological area" categories.
YPF's production area	
Production concession block located west of the lagoon, with a 24.5 square km. surface area accounting for 25% of the protected area.	Production concession blocks at Auca Mahuida Volcano, Bajo del Toro and Las Manadas, with a 36,046-ha surface area accounting for 47% of the protected area.
Species inhabiting the area ¹⁰	
102 birds/ 6 vulnerable	86 birds/4 vulnerable, 2 threatened, 1 endangered 18 mammals/3 vulnerable and 2 near threatened 22 reptiles/2 vulnerable
Risks → Prevention measures	
<ul style="list-style-type: none"> • Opening of sites and new roads → Multiple locations and facility camouflaging • Fuel and chemical spills on soil and in waterways → Waterproof containment in tanks and trucks • Noise emissions from the use of generators → Protections installed on equipment 	<ul style="list-style-type: none"> • Opening of sites and new roads → Protection to reduce noise emissions • Fauna-vehicle collisions → Speed limits and training • Drilling impact on guanaco birth rates → Drilling operations carried out outside the species' reproductive cycle <p>Actions have also been focused on topsoil recovery, bank restoration, and construction of artificial rock outcrops as shelters for reptiles.</p>

As part of the actions performed to recover natural sites, YPF collaborated with different specialized entities¹¹ in developing a habitat restoration study for native lizards in a hydrocarbon field in Payunia¹², and monitored revegetation with native species from remediated locations and areas, particularly in the Loma La Lata area (Neuquén). An environmental baseline was also defined for Block I in Austral Basin CA-12 (2,107,8 km²).

811 kt
total generated waste
+22% vs. 2018

864 kt
treated waste
+25% vs. 2018

1,533 kt
waste stock
+5.7%

Waste Management

GRI-103-1/ 103-2/ 103-3/ 306-2/ 306-4

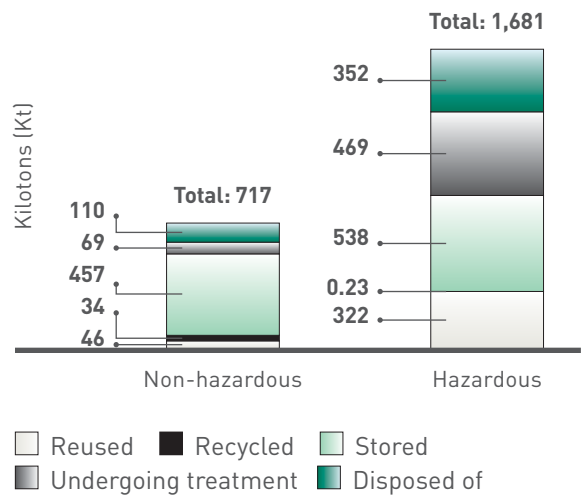
YPF's waste management practices aim to minimize waste generation and hazardousness, and mitigate adverse environmental impacts. While proper treatment and final disposal are part of the company's daily activities, there are new opportunities currently arising for waste use and reuse.

In 2019, waste generation showed a year-over-year increase primarily due to higher hazardous waste volumes caused by greater activity of unconventional reservoirs. An ambitious plan for improvement of production storage tanks and the continuity of the environmental remediation program also contributed to this growth, which largely involved the treatment of soils with hydrocarbons that were in stock.

The increase in waste stock in 2019 results from including the values of water-based drill cuttings from an operating area not previously reported. The percentage reused, meanwhile, decreased two points largely due to plant shutdowns in the Refining and Chemical areas.

The percentage of reused and recycled waste low two points in 2019 compared with 2018,

Hazardous and non-hazardous waste by disposal method – 2019



¹⁰Species included in the IUCN's Red List of Endangered Species and in national conservation lists.

¹¹Collaboration for the study entitled "Habitat Restoration for Endemic Lizards in an Oilfield in Payunia, Argentina" involved the following entities: IANIGLA (Instituto Argentino de Nivología, Glaciología y Ciencias Ambientales - Argentine Institute of Snow Research, Glaciology and Environmental Sciences); CONICET (Consejo Nacional de Investigaciones Científicas y Técnicas - National Scientific and Technical Research Council), Mendoza, Argentina; BIOTA (Asociación para la Conservación Biológica Argentina - Argentine Association for Biological Conservation), Luján de Cuyo, Mendoza, Argentina; School of Mathematics and Natural Sciences, National University of Cuyo, Padre Jorge Contreras 1300 (5502) Mendoza, Argentina; and IADIZA (Instituto Argentino de Investigaciones de las Zonas Áridas - Argentine Dryland Research Institute), National University of Cuyo, Mendoza, Argentina.

¹²Alvarez L. et Guida-Johnson, 2019, *Habitat Restoration for Endemic Lizards in an Oilfield in Payunia, Argentina*, Ecological Restoration, volume 37 (4), 217-221.

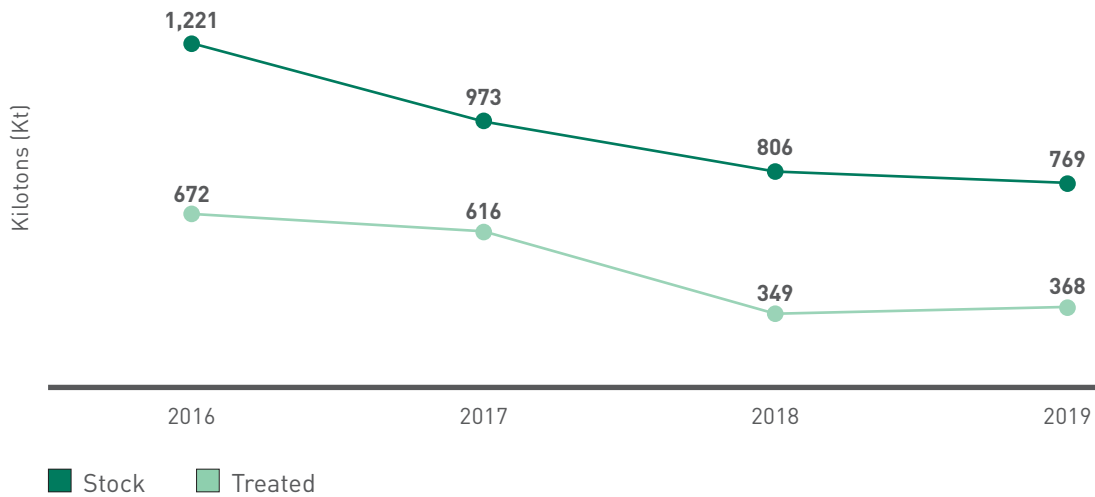
Inventory of Circular Economy Actions

With a view to making a more efficient use of resources, YPF is developing a project that seeks to strengthen a company-wide circular culture. Along these lines, it began to look into revaluation opportunities across the value chain of goods and services, started an inventory of circular economy actions already in progress, and formed a group of experts that has begun to work on the foundations for setting waste generation reduction goals from 2020 onwards.

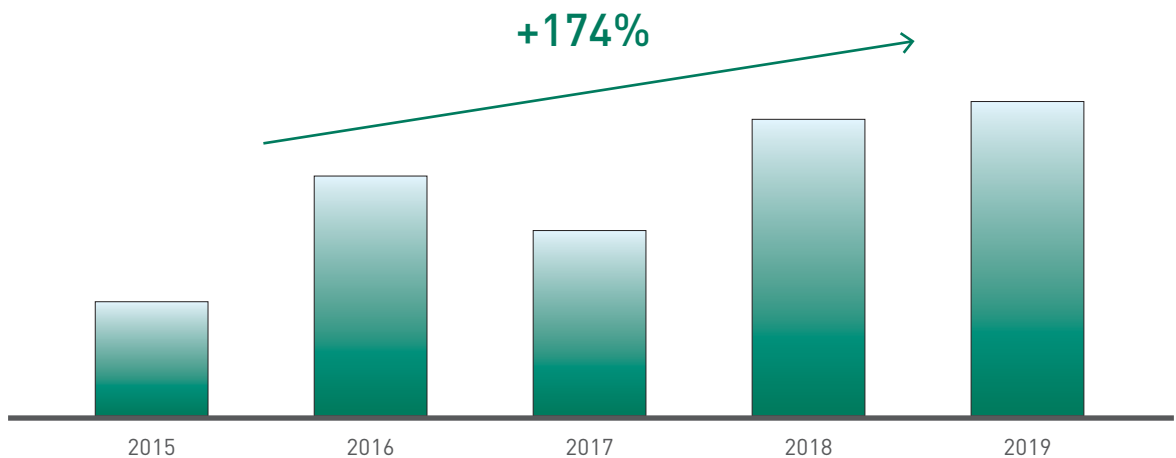
Site Closure and Remediation

The historical stock of soil with hydrocarbon repositories decreased by 5% in 2019 compared with 2018, and accumulates a 72% reduction since 2012. This was coupled with the abandonment of 400 wells—no longer productive and fully restored to safe condition by the company—which accounts for 5% more than in 2018.

Soils with hydrocarbons in Upstream



Abandonment of wells



Progress made in the remediation of other developed sites in 2019 included:

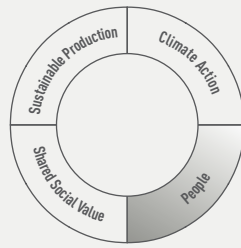
Initiative	Technique/Methodology	Achievement/Scope
New treatment for soils with hydrocarbons	Waste stabilization and solidification technique based on applying cement, lime and water -a mixture that encapsulates waste and prevents leaks.	YPF obtained the approval of the DPA (Dirección de Protección Ambiental – Environmental Protection Department) for its use
Revegetation and ecological restoration of soils in La Caverna reservoir	Vegetation pruning and water provision through drilled wells; planting of native species in around 10 ha with a technique developed by Y-TEC; organic amendments applied to soils to improve characteristics and absorb part of the hydrocarbons, plus subsequent topsoil removal; progress monitoring through drones equipped with multispectral cameras to measure biological activity.	Areas impacted by an uncontrolled well in La Caverna (Neuquén basin)
Fungal bioremediation of soils	Biological treatment technique that incorporates not only essential nutrients but also plant-based stimulants to accelerate growth of the fungal population.	Pampa Palauco
Opening of PB 105 repository, previously ineligible as a waste reception facility.	Fertilizer treatment as an alternative technology to incineration.	4,100 m ³ in La Ventana area

ⁱ These policies have been signed by the company's CEO.

ⁱⁱ These policies have been signed by the company's CEO.

05. Health and Safety





The safety of all the people working in YPF—including its own employees, suppliers, business partners, communities and surrounding areas—is a strategic priority for the company. Accordingly, it has a certified management system and a team of experts formed by the Operational Safety and Occupational Health Service areas that carry out company-wide, cross-cutting work focused on identifying and preventing occupational, industrial and process risks, boosting the company's responsiveness, and achieving continuous improvement.

Year 2019 showed significant advances in certain key indicators, mainly the accident rate. Unfortunately, two fatal accidents occurred in spite of this, which has urged the company to keep strengthening the internal safety culture, so that it may be shared by everyone involved in its operations, including contractors.

Health and Safety Management System

GRI103-1/ 103-2/ 103-3/ 403-1/
403-4/ 403-7/ 403-8

The Operational Excellence policy and model created in 2018 continued to be implemented to promote a safe work environment for all. This includes constantly watching over the integrity of assets and operations. Prevention is the main objective in this area through a proactive approach involving all processes and organization levels, with emphasis on continuous improvement. Along these lines,

YPF's management system is certified to OHSAS 18001 (Safety) and ISO 14000 (Environment) standards in its main industrial plants.



the company has a specific methodology in place—standard 10096—to assess occupational risks in activities developed by personnel of all kinds, including visitors, with a view to planning and taking the necessary preventive actions. In turn, standard 10065 addresses systemic risk monitoring in industrial assets. In 2019, risk studies were scaled up to cover 100% of the Upstream, Downstream, and Gas and Energy operations. Additionally, standard 10009, currently under review, governs emergency preparedness and response.

Every worker involved in YPF's operations must comply with the corporate environmental, health and safety (EHS) requirements under a management plan which is annually revised and executed. All business units have an EHS manager who reports to the operations manager and to the corporate EHS vice president by functional line.

Emergency Preparedness and Response

GRI 408

The management system described above contemplates emergency preparedness and response based on prevention—to minimize

exposure to risk and its potential consequences—, emergency plans and standard procedures in the event of incidents, and actions for the recovery of impacted operations or areas. Risk mapping includes fires, spills, uncontrolled wells and, in general, any incident with unforeseen loss likely to cause serious consequences.

PREVENTION



Programs: Their implementation allows reducing consequences, exposure and/or likelihood of incident occurrence. Examples: risk analysis, reports from reinsurers, investigation into accidents, change management, audits, contractor management, environmental monitoring, etc.

REMIEDIATION



Emergency plan: (pursuant to standard 10009).

- For scenarios and resources likely to be impacted.
- Sources of information, such as legal requirements, statistics, risk studies, and impact assessments.
- Required response resources.
- Chain of command for action and recovery.
- Training for all workers with designated functions within the plan.
- Communication Plan outlining internal and external actions.

RESPONSE



Emergency action protocols

- Involve organizational and operating aspects for containment, assessment, and control.
- Response groups are organized based on the severity of the incident, especially if it disrupts operations or impacts external stakeholders.

RECOVERY



- Involves any necessary action to restore operating conditions or recover impacted areas.
- Response and containment are followed by relevant records and investigation. At more critical levels, a report is drawn up.
- The Emergency Plan is then adjusted on the basis of lessons learned

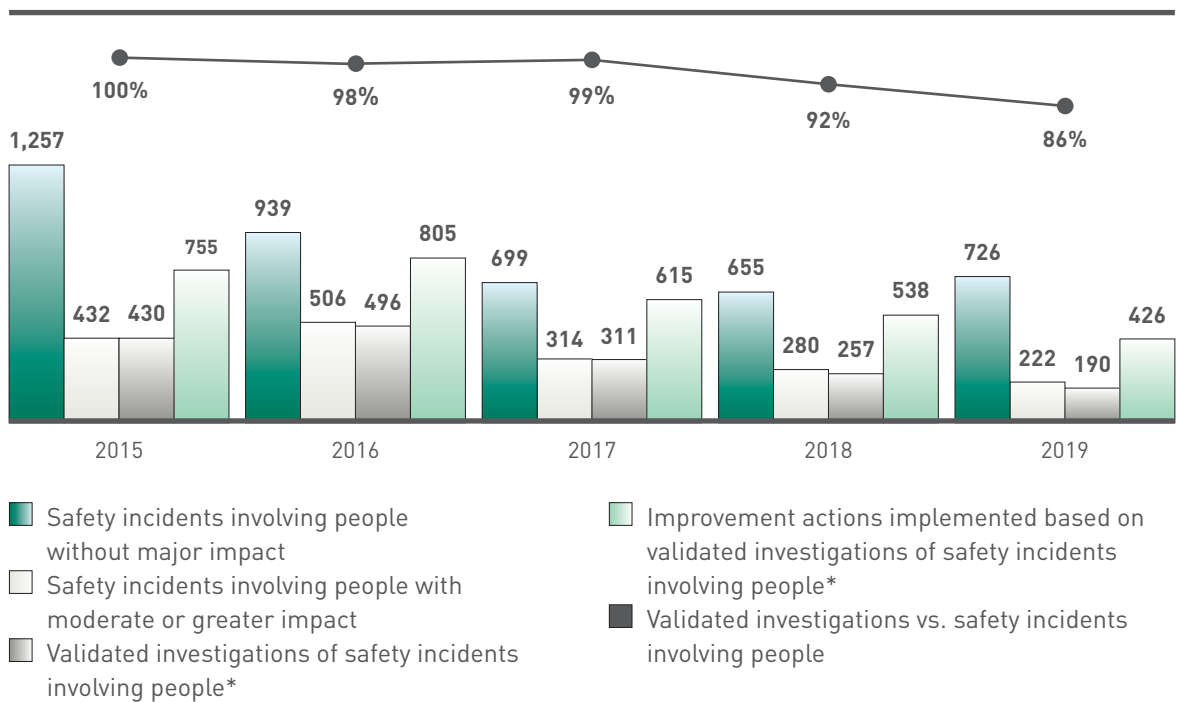
PREPAREDNESS FOR INCIDENTS CAUSED BY CLIMATE CHANGE

During 2019, progress was made in identifying expected risks or hazards due to climate change. This involved the description of areas likely to be more affected and the outlining of adjustment plans based on temperature degrees and rainfall change (floods on coastal areas and drought towards the Andean Range).

The work being developed by the company over the last few years has led safety incidents to show a downward trend. Incidents involving people without major consequences have decreased by 42% since 2015, and those with moderate consequences have been reduced almost by half. Incident investigation, recording and analysis have been critical for achieving these results.



Safety Incidents and improvement actions



* Includes only incidents involving people and excludes in-transit accidents.

During the reported year, two major incidents occurred.

On September 14, 2019, in the Loma La Lata-Sierra Barrosa concession area, province of Neuquén, a malfunctioning wellhead valve on a gas well caused a blowout and a subsequent blaze. Thanks to the contingency plan activated, there were no reports of injuries and access to the area was limited by a protection perimeter.

The incident did not cause any risk to the population, since the area is unpopulated and there are no industrial activities that might have been affected.

As part of the contingency plan and pursuant to the relevant protocols, YPF deployed special operations with the help of international experts and managed to contain the pressure in the well, secure the facilities, and then kill and cement the well.

The whole procedure took 23 days. Constant monitoring of soil, air and water was implemented in various reference points in the area as soon as the incident was reported.

During the emergency, YPF maintained permanent communication with the provincial authorities, who then inspected and monitored the situation through the Ministry of Energy and Natural Resources.

The province's Undersecretariat of Environment issued a report publicly stating that, overall, there had not been any hydrocarbon impact on environmental resources—soil, water or air—as a result of the incident. The report was based on samples sent to the Centro de Investigación y Asistencia Técnica a la Industria (CIATI – Center for Research and Technical Assistance to Industry) and on aerial photography sweeping with drones.

Following the incident, all the company's wells were rechecked for proper containment, and repairs were undertaken when proven necessary.

The other major industrial incident during the reported year was the **partial shutdown of La Plata Refinery (Downstream)**. A gas leak was caused by a complete black-out not attributable to the company, followed by a fire outbreak in a refinery furnace. The incident was quickly controlled by the firefighters of the complex without injuries or risk to people or the community. The refinery's capacity was diminished by 40% during the repairs, which took 30 days.

Among the measures adopted, an immediate activation of the emergency plan and the Emergency Response Plan with Community Impact (PREIC) were implemented. The incident was reported to the relevant provincial authorities.

Among the improvements made, the company strengthened the overall control of valves preventing this type of incidents and increased their redundancy. Shutdown and startup procedures were also enhanced.

Contingency Plan for Uncontrolled Wells



INTERVENTION AREA

- Location of the incident
- Rapid response teams operate to control or neutralize the danger

COMMAND AREA

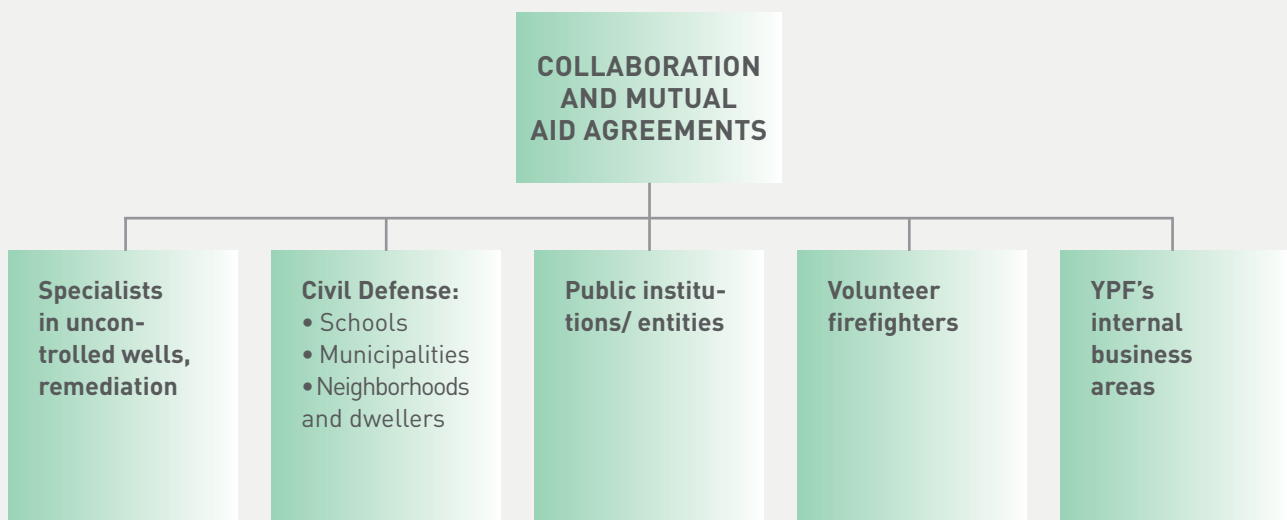
- Next to the intervention area
- Base of operations for coordinating actions
- Support groups operate under the Response Group Leader (Operations Manager)

SUPPORT AREA

- For stockpiling emergency resources
- Support groups' field of action

DECISION AREA

- Field of action of the Crisis Committee (CC), as the emergency command authority



Crisis Committee's initial actions:

Securing the area; approving and implementing the control plan by mobilizing any necessary resources (water tanks, firefighters, emergency kits); contacting the specialist firm and guaranteeing their mobilization; reporting to the Yellow-Level Committee and the Red-Level-Committee activating the environmental impact control plan if necessary; and getting health units ready. The Committee must keep an accurate documentary record of all actions and conversations.

CC Members in the event of an uncontrolled well:

Leader:

Regional Executive Manager

Technical consultants:

Operations Manager

Regional EHS Manager

Regional Drilling and Workover Manager

Regional Procurement and Contracting Manager

Legal Services Manager

Regional Institutional Relations Manager

Occupational Health Coordinator

Physical Safety Manager

Spill Preparedness and Response

GRI 306-3

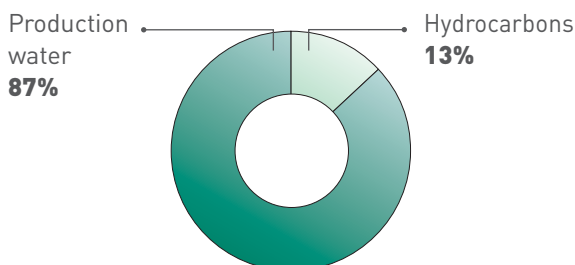
YPF has a Spill Prevention and Control System in place that provides an investment plan focused on the integrity, maintenance and improvement of facilities and pipelines. Owing to this, in the past five years, the number of high-risk tanks has dropped by 82%. Any spill situation is immediately and automatically reported to the relevant authority by means of a software program.

A major spill occurred on July 8, 2019. A rupture was detected in Puerto Rosales-La Plata oil pipeline near Las Flores pumping station, which was immediately shut down for repair. After four days of welding tasks, the normal operation of the system was restored. This incident caused a 300 m³ oil spill that affected 13,000 m². Storage tank reserves allowed La Plata Industrial Complex to continue its regular operations.

The volume of hydrocarbon spills greater than a barrel was 6.289 BBL. Out of the total volume of spills In Upstream operations, 97% of were minor spills, while 87 % of the spilled volumen was accounted for by production water associated with crude oil, and 13%, by hydrocarbons.

All in all, spill frequency rate in Upstream¹ operations was 12.49, up 9% year-over-year, while in Downstream² operations it dropped by half, reaching 0.05.

Hydrocarbons in spilled volume 2019



Shared Safety Culture

GRI 103-1/ 103-2/ 103-3/ 403-1/ 403-2/ 403-3/ 403-5/ 403-9/ 403-10

Accident prevention rests upon the existence of a robust safety culture shared by every person involved in the company's operations. To achieve this, training is an essential tool.

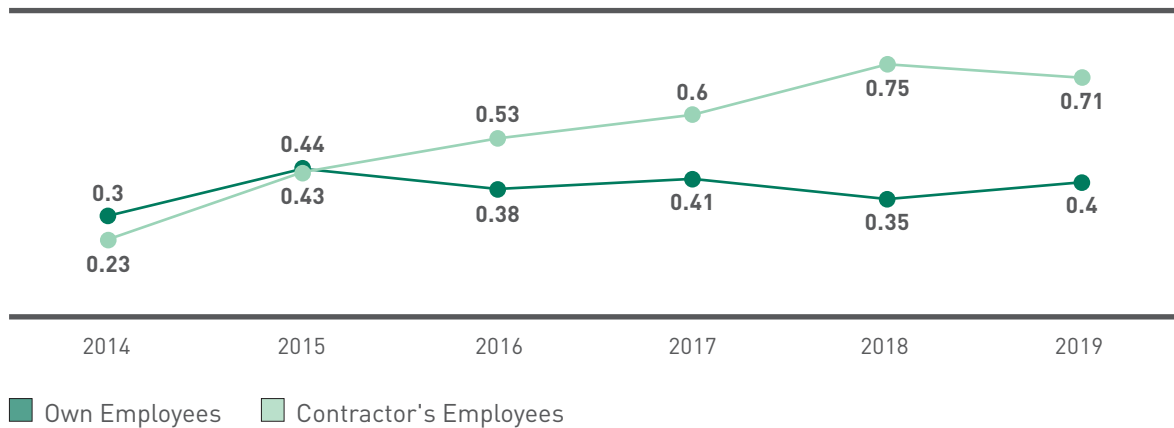
Business units develop training plans for the operating staff based on job requirements and roles played in case of emergency. Special training programs are also developed for contractors meeting the specific needs of each position, company and worker.

In 2019, all YPF employees (own and contractors' employees) were trained in the 10 Life-Saving Golden Rules. These rules provide guidelines relating to safe excavation works, safe driving, hoisting operations, power isolation, projection and contact area, work at height, change management, work permits, confined spaces and shared commitments.

¹ (Number of spills/gross production + accumulated injected water) x 10⁶.

² Number of impact spills x 1,000,000/transported cubic meters.

Safety Training Index (STI)*



*STI (%) = (training hour load/hours worked) x100

MANAGEMENT OF CONTRACTORS' SAFETY

Contractors' employees must abide by YPF's EHS requirements, in addition to applicable legal requirements and those established by the Outsourcing area, in order to be able to work for the company. They share the same safety and health objectives of the YPF facilities where they work. Their adherence to internal guidelines is regularly evaluated through inspections, analysis of the statistics submitted by each company, and interviews with their technical experts. The EHS Monitoring Committee examines suppliers' performance in these fields, evaluating and formulating improvement plans and required corrective actions.

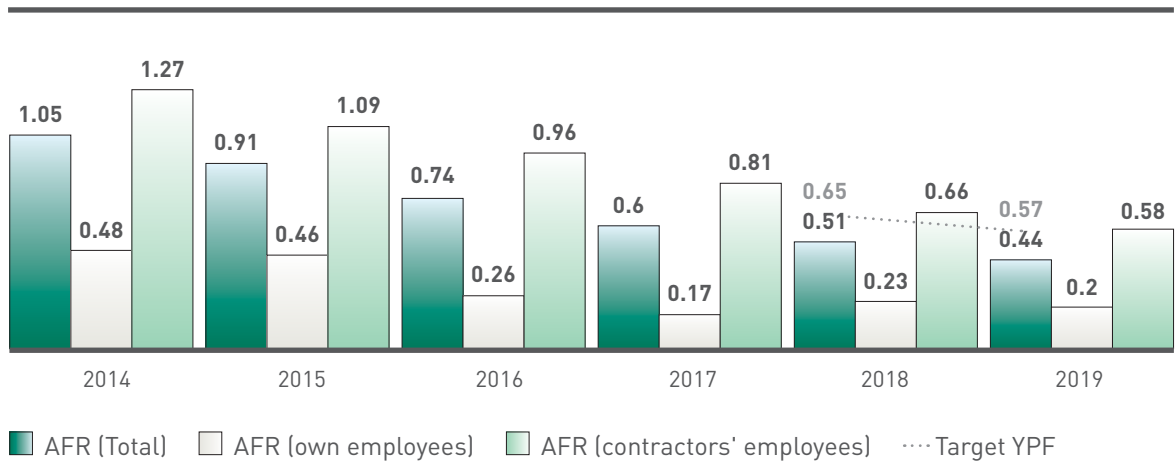
The investigations carried out concluded that current procedures were appropriate but, nonetheless, there was still room for improving compliance discipline. In response, the company adopted improvement measures that included: (1) installation of new physical barriers and fences; (2) additional review of the facilities to check for substandard conditions, performed by external specialized firms; and (3) strengthening of risk identification and management training with a focus on electrical hazards and procedure compliance. At the same time, major impetus was given to a long-term program aimed at enhancing safety culture through a value-laden, emotional approach for all operations and people involved in them.

ACCIDENT OCCURRENCE IN 2019 GRI 403-9

During 2019, the accident rate continued its downward trend (13.7%). In spite of this, two fatal accidents occurred involving contractors' staff handling electric power at Northern Mendoza reservoir. The first one was caused by disregarding the mandatory use of a hydraulic crane and the second one, by failing to keep the required safe distance from an electrical field. In both cases, the workers had received the customary training and had been granted the relevant work permits.

The total accident frequency rate³ in 2019 was 0.44—below the established goal (0.57)— and continues its downward trend: since 2014, this indicator has dropped 58%. Accidents with days lost for which YPF is responsible for safety management have also decreased, as well as lost days due to accidents, which in the past four years have fallen by 44% and 43%, respectively. The total severity rate⁴ went down from 0.187 to 0.12 between 2018 and 2019.

Accident Frequency Rate (AFR)⁵



63
accidents with days lost in 2019

10 Direct employees **53** contractors

5,602
Days lost due to accidents in 2019

903 Direct employees **4,699** contractors

³ Number of accidents per million hours worked.

⁴ Days lost due to injuries per 1,000 total man-hours worked (including fatalities).

⁵ hours worked in 2019: 50.88 M, direct employees; 95.34 M, contractors.

Health Care

GRI103-1/ 103-2/ 103-3/403-1/ 403-2/
403-6/ 403-7/403-8/ 403-10

YPF aspires to become a benchmark in comprehensive human health care. Accordingly, it has an Occupational Health Service in place based on the legal requirements established by the Superintendence of Occupational Risks and the internal Occupational Health Management Rule. The latter sets forth criteria and standards that allow ensuring healthy work environments, treating and monitoring illnesses of everyone working at its facilities, and providing timely response to medical emergencies.

The company follows a prevention-first approach. As such, in collaboration with the Safety Area, risk maps are annually prepared for each hazardous facility, and all jobs are evaluated to determine adequate controls and conduct regular health checks of the staff that may be more exposed.

In 2019, as a result of its extensive awareness-raising work, the company registered a 95% compliance with regular health checks while it continued carrying out several preventive programs according to the detected prevalence.

AUDITS AND CERTIFICATES

In 2019, and in line with the Ministry of Health's standards, YPF executed its internal audit program in all healthcare regions, and performed additional necessary audits to ensure it maintained the 2018 accreditation issued by the CENAS (Centro Especializado para la Normalización y Acreditación en Salud - Specialized Center for Standardization and Certification in Healthcare) for the Healthcare Quality Assurance Program, Patient Safety.



TRAINING IN CARDIOVASCULAR RESUSCITATION USING DEFIBRILLATORS

During the reported period, 200 automated external defibrillators (AED) were installed at different company assets. Concurrently, the company delivered large-scale basic CPR and AED training targeted at firefighters and people in general. These practices increase the chances of surviving a heart attack by 40%.



Key Prevention Programs in 2019

Smoking Cessation

One-on-one guidance to quit smoking.

Scope: Own staff.

> 260 people under treatment

Cardiovascular Risk Prevention

Identification of people showing one or more cardiovascular risk factors who are then incorporated into a monitoring and control plan. This is supplemented with educational campaigns.

Scope: Own staff.

Emotional Health

Focused on the care of employees' psycho-emotional integrity through the creation of cross-functional committees, conferences, workshops, active breaks and meditation, among over 100 initiatives launched in 2019.

Scope: Own staff.

> -65% reduction of lost days due to psychopathologies since implementation (2015).

Prevention of Psychoactive Substance Use

Scope: Based on psychoeducation, a crosscutting professional approach and evolutionary follow-up of individuals during treatment and labor reinstatement.

In 2019, alcohol consumption detection tests covered 56% of all employees, three points more than in 2018, and drug use tests covered 54% -a six-point increase vis-à-vis the previous year.

Scope: own and contractors' staff.

Cases detected in 2019 - Drugs

> 179 [-55% vs. 2018]
> 0.52% of the total tests [-65% vs. 2018]

Cases detected in 2019 - Alcohol

> 24 [+41.2% vs. 2018]
> 0.07% of the total tests [+9.4% vs. 2018]

Healthy Food

It establishes hygienic and nutritional controls in cafeteria management. In 2019, the company established a Food Safety and Hygiene Procedure that provides regular mandatory inspections of cafeterias to ensure that food is produced pursuant to proper sanitary conditions.

Scope: own and contractors' staff.

Care of Pregnant Employees

Focused on making workplaces suitable for female employees during pregnancy and breastfeeding months. In 2019, the company implemented a Safe Maternity program at OPESSA, which includes shorter workdays and an extension of the maternity leave.

Scope: own staff.

> 6 hours/day (since presenting the pregnancy certificate)
> 4 hours/day (as from the fifth month of pregnancy)
> 1 extra month of maternity leave (It starts on the seventh month of pregnancy and may be extended for an additional month without affecting pay)

The company continued providing training in topics such as poisonous animals, infectious diseases, heatstroke, first aid and cancer prevention, as well as benefits promoting enrollment in physical activity centers.

1.42 days

Absentee rate for men in 2019
-29% vs. 2018

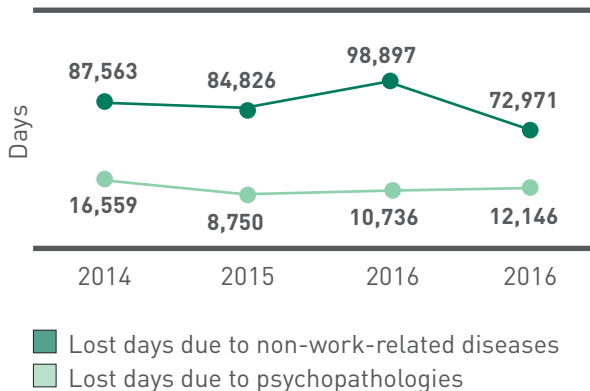
2.60 days

Absentee rate for women in 2019
-31.4% vs. 2018

39 days

lost due to psychopathologies
per person in 2019
-20.4% vs. 2018

Absences due to diseases



WORK-RELATED ILLNESSES AND DISEASES

GRI 403-10

In 2019 a new protocol was developed for the early detection of occupational diseases, which will be implemented for YPF’s own employees as from 2020. It provides for risk assessments and, in the event of identifying deviations, an evaluation of jobs and the definition of corrective actions will follow.

Along with the protocol, the medical staff in charge of coordination and healthcare units completed a diploma in occupational diseases program delivered by the University of Tres de Febrero, aimed at outlining better strategies for health risk prevention and mitigation.

42,472

medical consultations
at health units in 2019

30,788

people trained in first aid in 2019
+16.7% vs. 2018

31,302

people trained in CPR and AED in 2019
+22.4 vs. 2018

43,338

people trained in addictions in 2019
+17.8 vs. 2018

144

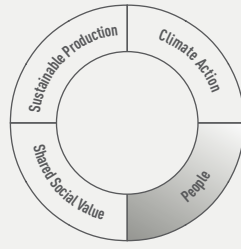
doctors trained in advanced cardiovascular life support in 2019

124

nurses trained in basic life support in 2019

06. People





GRI 102-8/ 102-41/ 405-1

The people who day by day drive YPF's operations make up an expert, diverse and committed team. They are essential to achieve the business plan, maximize results and tackle future challenges. For this reason, leadership, talent recruitment and ongoing human capital development are priorities for the organization.

Likewise, the company is committed to the health and safety of employees and contractors alike, as well as the creation of a collaborative and flexible work environment marked by respect for and promotion of diversity, non-discrimination, inclusion, and equal opportunities.

YPF promotes
a collaborative
and flexible work
environment
marked by equal
opportunities

More than 67,000 employees -own and contractors- linked to YPF provide their services subject to current labor laws and regulations established in collective bargaining agreements. Respect for freedom of association and ongoing and constructive dialogue with workers' unions are part of a corporate labor relations policy that guides our daily work.

In 2019 efforts in these areas were focused on the following:

- promoting people management with a focus on talent attraction and development;
- developing a reward and incentive system based on merit, productivity and performance;
- strengthening a close and effective leadership that guides the company in its transformation process and the achievement of its goals;
- implementing new work arrangements; and
- promoting diversity and inclusion.

	2018	2019
Direct employees	20,102	22,376
Contractors' employees	42,203	45,297
Direct employees by gender		
Men	78.93%	79.48%
Women	21.07%	20.52%
Direct employees by age		
Under 30 years old	19%	18%
Between 30 and 50 years old	67%	68%
Over 50 years old	14%	14%
Direct employees by type of employment contract		
Permanent employment contract	92.4%	89%
Temporary employment contract	7.6	11%
Union representation		
Direct employees with union representation	44.3%	41%
Contractors' employees with union representation	81.2%	74.3%

Awards and Acknowledgments in 2019



2ND PLACE

in the ranking of **"The Company of Your Dreams 2019"** ("La empresa de tus sueños 2019"), following a survey of advanced students and recent graduates carried out by *Compañía de Talento*.



WINNER

of the **IAPG Award 2019** for People Management in the Oil and Gas Industry.



AMONG THE TOP PLACES

in reputation and best practices studies in people management conducted by **Merco** and **Apertura magazine**

Diversity and Inclusion

GRI 103-1/ 103-2/ 103-3

YPF understands that diverse and inclusive organizations are more successful as well as attractive to talent, which involves working actively to offer all employees equal opportunities to develop their full potential and contribute the best results. To this end, the company operates a Diversity and Inclusion Policy (2018), a Harassment-Free Workplace Policy (2019), and the relevant updated Code of Conduct Manual. In line with the ILO 190 Convention, it will implement a protocol on domestic violence in 2020.

DIVERSITY AND INCLUSION MANIFESTO

- Respect singularity
- Create opportunities
- Promote inclusion
- Value talent
- Learn
- Get to know each other
- Trust
- Transform
- Be honest
- Seek plurality
- Grow in diversity



and gender equality were combined into a five-year work plan (2018-2023) which sets specific targets and impacts on employees, customers and suppliers.

Complaints and reports on potential breaches of company regulations and conduct alleged to be discrimination, mistreatment, abuse of power or harassment are received on the Ethics Line and examined by the Ethics Committee. At the close of this report, 80% of the complaints on these issues submitted in 2019 were closed, with corrective action taken in 8 out of 10 cases. Eighteen percent of the complaints were dismissed because the facts did not support the allegations, or the facts alleged did not amount to breach of company regulations.

In addition, the company has a Diversity Committee in place -a multidisciplinary team made up of management and employees which in 2019 moved forward on initiatives contributing to a diverse and inclusive corporate culture. These values were integrated into cross-cutting processes of human resources, such as recruitment, promotions and leadership development. Likewise, a number of initiatives on diversity

Each year YPF updates its diversity report, available at <https://www.ypf.com/diversidad/Paginas/reportes.aspx>. Gender and diversity indicators are reported to the Executive Committee six-monthly and to the Board yearly.

Inclusion and Employability Programs

Another relevant pillar for equal opportunities is access to a decent job. With this in mind, initiatives were developed to strengthen the employability of various social groups. They included programs such as the Internship and Professional Practices Program which gathered over 400 advanced students and was for the first time available to technical schools in the City of Buenos Aires and in the provinces of Buenos Aires and Mendoza. The Employability Program for Young Adults from Disadvantaged Social Environments had 70 participants, while the Employability Program for Persons who Spent Time in Prison benefitted seven participants, who due to their good performance continued working under employment contracts with YPF or one of its operators. The Employability Program for People with Disabilities, for its part, had 60 participants in 2019, 57% of whom secured a job after completing the program. These initiatives also included the Inclusive Procurement Program, targeted at social entrepreneurship and workshops formed by teams of people with different types of disabilities; and the "Full de la Sonrisa" Program, targeted at young persons with Down and Asperger syndromes, who are hired to work within the same workspace and shift.

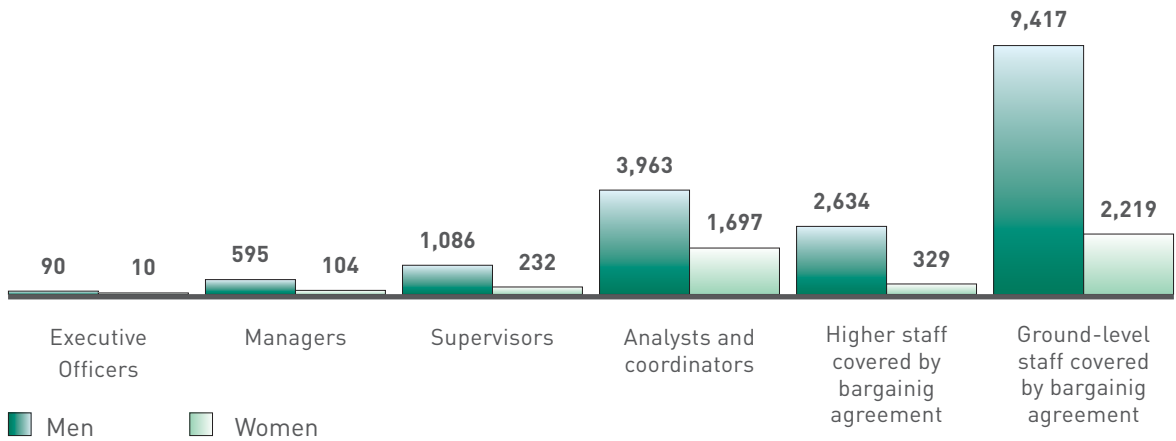
Gender Equality

GRI 405-1

In 2019 YPF continued implementing its action plan for gender equality aimed at increasing the percentage of women in leadership positions to 25% by 2025. Thus, female representation in executive and

managerial positions went up by 1.64% compared to 2018, making up 14.3% of the total. In addition, the number of women in the shortlists of three candidates for leadership and pre-leadership positions grew by 47%.

Gender Breakdown by Category



COMMITMENT

YPF is among the five leading companies that drive the Gender Parity Initiative promoted by the Argentine government, the Inter-American Development Bank (IDB) and the World Economic Forum (WEF). It also adheres to the Women’s Empowerment Principles of UN Women and the UN Global Compact, which entails making a public commitment to align its policies to move towards gender equality.



In 2019, 24 supervisors and managers took part in the company’s first Female Leadership Program. In addition, diversity and gender equality modules were added to various leadership programs and to the Diploma in Trade Union Studies Program. The company also has a mentoring program in place to speed up women’s career development within the organization. Sensitization and outreach initiatives were launched, including series of talks with external speakers; workshops on unconscious bias, inclusion and self-development; and campaigns to promote diversity and gender equality, among others.

REDUCTION OF GENDER PAY GAP

GRI 405-2

In 2019 the gender pay gap was 4.1% in favor of men, slightly lower than the 4.3% rate in 2018, and lower than the pay gap in the Argentine market, which is higher than 20%¹. The pay gap is mainly based on experience, seniority and performance of each employee.

95.9%

Ratio of average women’s wages to men’s wages.

It ranges from 91% for higher staff covered by bargaining agreements to 99.4% for managerial staff.

¹ It was 20.2% in Q3 2019, according to the Argentine Superintendence of Occupational Risk, Statistical Analysis Department. Retrieved from: <https://www.argentina.gob.ar/noticias/la-brecha-salarial-entre-hombres-y-mujeres-su-pera-el-20-0>

Talent Attraction and Retention

GRI 401-1

YPF strives to attract and develop young talent, as well as various backgrounds of interest for its business strategy. To this end, in 2019 apart from the traditional recruiting processes, YPF took part in various university fairs nationwide, both on-site and online. A total of 118 people were selected in those events, and four students on master's degree programs in international universities participated in the Internship Program, which promotes their return to Argentina.

5,343
new hires in 2019

3,664
terminations in 2019

23.9%
new hires rate in 2019

16.4%
YPF's total turnover rate in 2019

Employee Value Proposal

GRI 102-38/ 201-1/ 401-2

The value proposal that the company offers to its employees is focused on talent development, performance management, and an adequate administration of remuneration and benefits.

Through the Remuneration and Benefits Program, YPF intends to motivate employees to contribute to the achievement of its objectives. A central goal of this program is to establish a competitive pay, pursuant to a specific corporate regulation and an internal equity policy by which employees receive equal pay for equal position, experience and performance.

In 2019, as in previous years, the wage for entry-level positions at YPF Group still more than doubled the current minimum wage in Argentina.

1.9
Ratio of starting salary to current adjustable minimum living wage in Argentina*

*adjustable minimum living wage:
16,875 Argentine pesos

Additionally, variable bonuses are awarded to employees for achieving annual business targets. They are calculated on the basis of a set of goals and specific indicators established at company and business unit level, and cascading down to employee level. In the reported year, approx. 7,000 YPF employees not covered by bargaining agreements and 9,000 employees covered by bargaining agreements received performance-based variable bonuses. Moreover, in 2019 the Long-Term Variable Remuneration Program for key executives and employees continued, with the granting of shares of stock².

As regards benefits, the company maintained initiatives aimed at improving its employees' quality of life, such as health care and welfare plans, life insurance, personal loans, pension plans with company contributions, transportation for operational staff, birth and school grants, fuel discount programs, and optional reduced, flexible and remote work, among others.

230
scholarships were granted to employees' children to help support their continued school and university education

² These are restricted shares of stock granted annually, which vest over a three-year graded vesting period with 33%, 33% and 34% of the shares vesting each year. The program is associated with high potential and sustained high performance. Approx. 40% of staff may be eligible to receive shares.

Ratio of Total Annual Remuneration

24%
Ratio of the total annual remuneration of the best-paid person in YPF Group to the median annual remuneration of all other employees

19%
Ratio of the total annual remuneration of the best-paid person in YPF S.A. to the median annual remuneration of all other employees

1,5%
Ratio of percentage increase in total annual remuneration

Return-to Work Rate*

99% Men
-1% vs. 2018

99% Women
-1% vs. 2018

Retention Rate**

93% Men
-1% vs. 2018

95% Women
+4% vs. 2018

* Return to work / employees who took parental leave

** Employees active one year after return to work/ employees who took parental leave

CO-RESPONSIBILITY

GRI 401-3

At YPF parental leaves for mothers and fathers are granted for longer periods than those established by law. In 2019 gradual return to work was implemented, following a maternity leave. Approx. 46% of women not covered by bargaining agreements who gave birth chose this new benefit, while 34% opted for paid leave. As for male employees who became fathers, 81% took the extended leave offered by the company. There were practically no differences in the return-to-work rates after parental leave for male and female employees. In addition, the company continued executing and consolidating initiatives focused on favoring personal, family and work life balance, many of which are part of the Collective Bargaining Agreement.

WORK CLIMATE AND COMMITMENT 2019

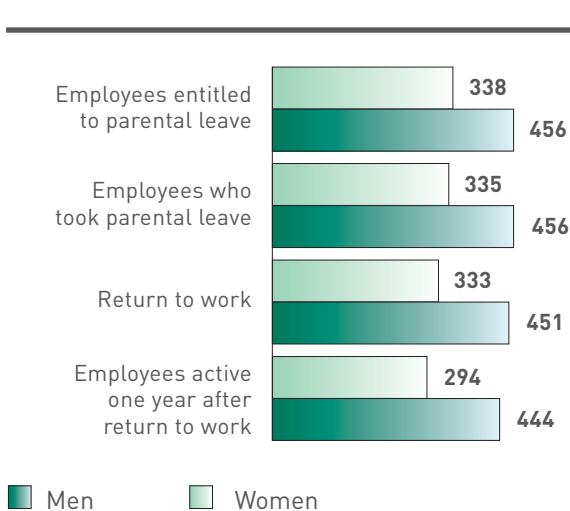
A new survey, called “employee pulse survey”³, allowed the company to have an additional measurement tool to assess the impact of over 800 action plans that were created following the results of the 2018 survey.

78%
Response Rate

85%
Commitment Level
+6% vs. 2018

94%
Satisfaction Level
+6% vs. 2018

Parental Leave 2019



³ Online intermediate measurement instance.

Human Capital Development

GRI 404-2

With the aim of supporting its teams and consolidating a culture of dialogue and continuous learning, the company regularly offers assessment tools, 360° feedback for executives and managers, and other initiatives that allow identifying and developing employee potential, such as mentoring. In 2019, 22 working pairs were formed, resulting in 40% of them with promotions in category and 36% with changes in position.

Job posting was also integrated as part of the internal talent search for position filling, together with other recruitment sources such as candidates eligible from the Talent Map.

A major milestone in the reported year was the signing of professional exchange agreements with companies from the energy sector, which provide for participation in international projects typical of a global world.

A number of agreements were signed with Profertil and Petroperú; and others, with Ecopetrol and Equinor, are at an advanced stage.

30%
of vacant positions filled with internal candidates in 2019

TALENT MAP

Every year, YPF develops a talent map to facilitate professional staff flow to critical and leadership positions, speeding up high-potential careers. Each department makes an assessment and identifies high-value technical specialists and people who are potentially capable of assuming complex leadership roles.

100%
of eligible staff was assessed in 2019

7,408
people

17%
were identified with potential or high technical value

TECHNICAL EDUCATION PROGRAM AT YPF

This program provides a high level of technical development. It has various areas of specialization and two levels -Basic and Higher Education Program. The first features a general knowledge of the discipline, integrating operational experience with technical competencies. Each participant is assigned a tutor.

1/3
of eligible staff in the Upstream and Downstream businesses changed categories in 2019.

Enhanced Leadership

Following the new definition of the YPF leader profile, based on four aspects of like relevance, various leadership programs were updated to strengthen expected competencies and build networks between peers. In addition, the Leader's Role Workshop continued in each business unit and the Leader's Agenda was introduced, to reinforce the importance of leadership in daily team management.

4 leadership aspects:



strategic



result-oriented



people-oriented



personal

A total of six different programs were presented:

Strategic and Result-Oriented Leadership	
Comprehensive Management Programs For supervisors, in collaboration with Universidad Torcuato Di Tella and University of Buenos Aires.	Business Management Program For managers, in collaboration with IAE (Instituto de Altos Estudios Empresariales – Institute for Higher Business Studies).
People-Oriented and Personal Leadership	
Leader who Drives For supervisors with staff	Leader who Inspires For managers
New Additions in 2019	
Exponential and Adaptive Leadership For executives, aimed at reinforcing their role in the organizational transformation process.	Leaders in Action For supervisors to develop and increase expected performance levels.
596 leaders completed at least one of the six programs in 2019.	

The programs mentioned were supplemented by a 360° assessment, which in 2019 and for the second time was administered to over 450 leaders, including the CEO, vice presidents, executives and senior managers.

UNIVERSITY TRAINING FOR SUPEH-YPF TRADE UNION REPRESENTATIVES 2019 saw completion of the first edition of the Diploma in Trade Union Studies Program by 40 union representatives from 15 SUPeH branches. The program, which is now in its second edition, is delivered jointly by University of Buenos Aires and Universidad Católica Argentina. It is important to highlight that the Trade Union Studies Program designed by YPF and its trade union has been replicated by other companies and earned the IAPG (Instituto Argentino del Petróleo y el Gas - Argentine Oil and Gas Institute) Award 2019 for People Management in the Oil and Gas Industry.



EMPLOYEE RETIREMENT PROGRAMS

Support Until Retirement Age

Targeted at those who are two years away from retirement age, it has an information phase, run by YPF professionals; and a reflection, introspection and “day-after” agenda preparation phase delivered at workshops run by Universidad Católica Argentina (UCA).

Outplacement: It offers assisted offboarding to those leaving the company, under the guidance of renowned consultants.

Aristeo: It enables the transfer of knowledge from retiring professional experts, with the aid of educators, consultants and coordinators in applied research.

Performance Management

GRI 404-3

In 2019, 100% of YPF’s own employees were subject to performance assessment. The process entails setting individual targets, employee self-assessment and supervisor assessment. Its results contributed to salary adjustments and benefits, as well as improvement plans.

⁴ The overall assessment includes all employees in the performance management process, pursuant to internal regulations.

Training

GRI 401-1

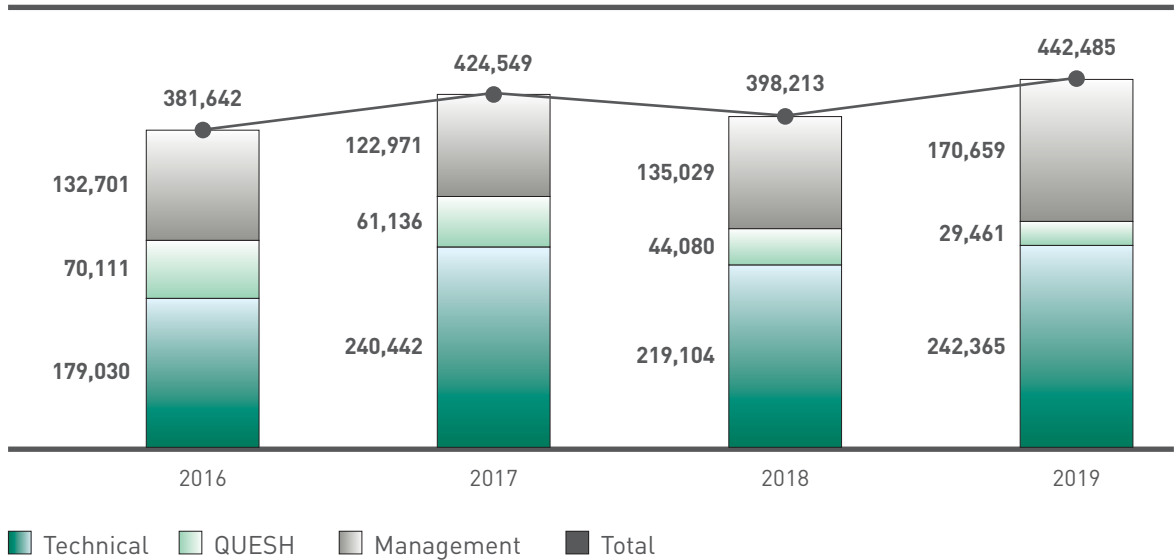
During the reported period, the training model focused on the learning experience. Initiatives included, among others, the Content Digitization Project, which ensured systematization of a large number of courses now available at any place and time. State-of-the-art education technology was used, including simulations, virtual and augmented reality, gamification, and avatar animations.

In addition, the Learning Experience Platform project moved forward, featuring a cognitive, digital learning platform that enables employees to have a leading role in their self-development and create, for example, their own learning path.

A community of facilitators was also created, including internal technical experts and business instructors who opened up a space for gathering and transferring best practices, lessons learned and general knowledge.

Lastly, financial aid was available to employees for completing high school, specialization, first degree and master's degree programs.

Training Hours (by type)



25.6

Average training hours - YPF Group
- 5.4% vs. 2018

43.3

Average training hours - YPF S.A.

10.8

Average training hours -
Controlled companies

ONGOING COMMUNICATION

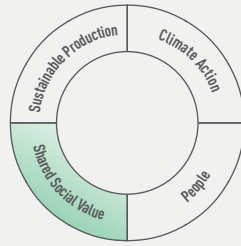
In April of 2019, *Workplace* was launched as the new intranet to strengthen both employee relations and organizational culture. As a collaborative tool, it allows every employee to create and publish content, and post comments on other employees' content.



07.

Shared Social Value





The territorial development of YPF's activities demands working and coordinating with multiple players to ensure that energy production and access benefit everyone directly involved in the business or located in areas intersecting with it. Consistent with its Sustainability Policy, the company has undertaken to bring the guidelines and benefits of its sustainable development strategy to the entire value chain in an attempt to create shared value with every stakeholder involved.

YPF's supply organization is managed by the Supply Chain team working in accordance with the company's Procurement, Operational Excellence and Risk Management policies. With a view to managing and strengthening the bonds with the communities in its areas of operation, the company has specialized field teams abiding by the Community Relationship Policy that integrates both local and indigenous communities.

Supply Chain

GRI 102-9/103-2/ 203-2/ 204-1/
308-1/ 414-1/ 414-2

The company's relationship with its suppliers as strategic partners is governed by current Argentine legislation—in all applicable technical, fiscal, legal, labor and social security aspects—as well as by the ethical values and environmental and social requirements embodied in the group's General Procurement and Contracting Conditions.

Before they start rendering services or selling goods to YPF, all the companies forming part of its supply chain are screened against growing requirements based on the levels of contract criticality. This monitoring—centered on such core values as people's health protection and environmental stewardship—continues during service provision to ensure compliance with best practices.

EHS Monitoring Committee

In 2018, with the purpose of strengthening the supervision of environmental, health and safety policy implementation by contractors, YPF created the EHS Monitoring Committee with participants from every area involved in contract performance. The Committee analyzes supplier performance in their relevant fields, evaluates and formulates improvement plans and corrective actions and, when necessary, works on alternatives to replace suppliers.

SUPPLIER CLASSIFICATION PROCESS

Analyzes a new company's eligibility/renews classification



Supply tangible goods or services directly to the company.

- Legal aspects
- Economic and financial aspects
- Link to production process
- Quality management, safety, health and environmental system

6,721 suppliers with updated qualification information

2,174 critical suppliers with updated qualification information

530,853 million pesos in procurement in 2019

Critical Supplier Classification Audits 2019
(New classification or renewed classification)

89% in Argentina

27.7% critical suppliers audited once a year.

85% are small and medium enterprises

72.3% critical suppliers audited every 3 years.

102 new critical suppliers audited in 2019

Strategic Supply

For the past three years, the Supply Chain area has undergone a technology upgrade and has shifted towards a more holistic vision of supply

relationships that spans the entire value chain. The new operating model integrates a set of measurements and elements within a single strategic supply system:

Ongoing analysis of industrial sectors to understand their specific dynamics.	Interactive, cross-functional team work by implementing AGILE methodologies (scrum).	Introduction of assessment and modeling specialists and tools (including analytics) to build business cases and map value chains and industrial sectors involved.	Robust back-office focus on advanced analytics allowing supply chain "end to end" vision and including compliance requirements.
---	--	---	---

SUPPLIER PERFORMANCE ASSESSMENTS

Systematic, comprehensive assessments against SUSTAINABILITY criteria, according to the activity performed.

Over the life of contracts.

Assessed Aspects

- Regulatory compliance and fulfillment of contractual requirements in relation to quality management of goods and services supplied.
- Labor relations.
- Health and safety performance.
- Environmental preservation.

4,623 suppliers with current contracts in 2019

846 critical suppliers

1,041 assessed suppliers.

5,086 performance assessments,

68% with a “Good or Very Good” qualification

742 suppliers assessed against **environmental** criteria

836 suppliers assessed against **safety** criteria

In 2019, 14 Upstream value chains were mapped up to the third supplier and contractors level which, in the aggregate, account for 80% of YPF’s annual spending. This mapping focused on gaining a more comprehensive insight into the supplier ecosystem and improving structural and contextualized decision-making.

Responsible and Inclusive Procurement (CIR) Project

The aim of inclusive procurement is to enable offerors providing employment to vulnerable groups to have access to procurement and contracting processes. In 2018, YPF became a member of the Committed Companies Group – CODE, where it shared experiences and best practices in this field. CODE is formed by several organizations (Renault,

Arcor, DirectTV, Ministry of Social Development, TGS, Pampa, Natura, Arbusta and Fecovita). Their joint work produced a document called “Purchasing Power and Decent Work”. The Supplier Management and Process and Tools areas within Supply Chain worked in collaboration to draft a guide— complementing YPF’s regulations—that provides a frame of reference for their specific operations and guides and educates both buyers and business leaders. A seal was also created to identify CIR; and the procurement platform developed by Supply Chain for non-strategic purchases now boasts inclusive products among its offerings.

YPF’s medium- and long-term goals are to annually increase responsible and inclusive procurement by 10% vis-à-vis 2018 (when it reached 5 million pesos), disseminate and promote CIR in-house and enter into more inclusive partnerships in the areas where the company operates.

Relationships with Communities and Social

GRI 431-1

GRI 103-1/ 103-2/ 103-3/ 203-1

The company's relationships with inhabitants in the areas where it conducts operations are built in accordance with current legislation, due diligence regarding human rights and respect for every citizen's culture. The goal pursued is to maintain constructive relationships based on recognition, mutual respect, trust and shared value with all the communities of the areas impacted by the company's assets and projects. The Community Relationship Policy—which includes indigenous communities—seeks to forge strong and long-lasting bonds ruled by the principles of mutually respectful dialogue, integrity, responsibility, good faith and information transparency. This policy is currently being updated to reinforce its alignment with the UN Guiding Principles on Business and Human Rights. YPF aims to maintain an open, ongoing dialogue with all inhabitants in the areas where it operates, irrespective of their legal status in relation to land tenure.

The company designates specialized field teams that keep regular contact with the communities, landowners and population in its various areas of operation, as well as with indigenous communities. These teams are tasked with enabling communication and grievance mechanisms for which there are written, digital and face-to-face channels available. To further its education in community relationships, the company takes part in industry-specific initiatives with the task forces of the UN Global Compact, the CEADS (Consejo Empresario Argentino para el Desarrollo Sostenible - Business Council for Sustainable Development) and the IAPG (Instituto Argentino del Petróleo y del Gas - Argentine Oil and Gas Institute) in connection with human rights and indigenous communities.

This area follows a preventative management model that focuses on the identification and mitigation of impacts and on the provision of sustainable development opportunities. YPF conducts an Environmental Impact Assessment for all its operations and projects in accordance with case-specific legislation and internal regulations, which include the Environmental, Social and Health Assessment standard. The company also coordinates public hearings whenever applicable and implements the relevant environmental management plan. As regards all the assets operated in the business, the company has drawn up engagement strategies with the communities in its areas of operation that translate into collaborative and social investment projects.

¹ In 2019, within the framework provided by the laws of the province of Neuquén, four public hearings were held in connection with YPF's projects which must have an Environmental Impact Statement and their relevant Environmental Management Plan approved by the competent authority. All the stakeholders involved in "Aguada de la Arena-Pacífico Oil Pipeline", "Integral Development of Bandurria Sur Concession Area", "Integral Development of La Ribera Concession Area" and "Integral Development of Loma Campana Area" projects were summoned and presented with the design and details of the relevant works, and were also given opportunities for consultation. While the provincial government issued the official notice, the company dealt with the pertinent publications on local print media to provide information and improve communication. Current laws provide that the outcome of public hearings is not binding; however, the presentations and observations made by their participants are added to the Environmental Impact Assessment file issued by the enforcement authority.

² For more information on environmental management of YPF's projects, please refer to Chapter 4 "Sustainable Production" in this report.

Indigenous Communities

GRI 103-1/ 103-2/ 103-3/ 413-1/ OG 9/ OG 10

The company's relationship with indigenous communities is based on respect for their identity and culture. These bonds have been forged particularly in the province of Neuquén, as it features the largest presence of indigenous communities in areas where the company conducts its hydrocarbon operations.

RELATIONSHIP MODEL

Identification of indigenous communities	Before starting operations in new projects, YPF maps the presence of indigenous population and communities in the area, based on information provided by competent government authorities and its own field studies. If such presence is confirmed, it appoints a Community Relationship team to contact them.
Understanding the local context	Field surveys are usually conducted in collaboration with specialized external consultants and are supplemented with a regularly updated assessment of vulnerabilities, needs and demands of the communities founded on basic rights.
Relationship with indigenous communities	Despite the difficulties occasionally arising with some indigenous leaders and representatives, the company has been able to forge a bond based on ongoing dialogue and respect. In order to facilitate this interaction, communication channels have been established with the formal authorities within each community.
Free and informed consultation	ILO Convention 169 provisions on indigenous peoples were integrated into Argentine federal legislation, although they are to be regulated and the Federal Government has not made any consultation yet. Within this framework, YPF maintains ongoing dialogue and its role of due diligence in operating projects, by providing training, holding regular meetings, supplying project information, integrating community feedback, and following up on actions and compensation measures in accordance with current legislation.
Commitment to environmental protection and preservation	YPF's activities are subject to regulation and control by appropriate government agencies. They are in compliance with all applicable Environmental Laws and authorizations and permits required by Environmental Laws. Moreover, the company intends to cause the least possible impact on the environment in its areas of operation.
Grievance mechanisms	Apart from the mechanisms established by local and national laws (such as mechanisms for citizen participation in environmental impact studies), YPF has its own in place so that anybody can send complaints or questions via a dedicated telephone number or email. Likewise, indigenous community members may raise any complaint or question during regular meetings held between YPF and community authorities.

RELATIONSHIPS WITH INDIGENOUS COMMUNITIES IN 2019

During the reported year, the company's hydrocarbon concessions in areas inhabited by the Mapuche communities Lonko Purran, Gelay Ko and Antipan, all in the province of Neuquén, were transferred to other operators.

The company maintains the following relationships with indigenous communities:

Paynemil Community / 33 families / Loma La Lata Concession Area – Neuquén

YPF's team maintains a constant interaction with formal community authorities. through face-to-face meetings, phone conversations and digital communication tools such as e-mails and WhatsApp messages. Concerns about social and environmental issues are regularly analyzed based on a grievance and expectation mechanism jointly agreed on with the community.

In operating projects, the company maintains an ongoing informative dialogue within the framework of its role of due diligence; and agreed-upon redress is provided pursuant to current legislation. Environmental remediation is performed with the active, open and transparent collaboration of the community under the supervision of the regulatory authority.

The company carries out several social investment projects focused on standard of living optimization and cultural strengthening of the Mapuche families, such as electricity installation in homes; gas, heating and drinking water supply; health insurance provision; veterinary services; school transport; and land systematization for alfalfa and corn crops. A noteworthy contribution made by YPF in 2019 was the construction of an inn on Barreales lake shore that allows visitors to develop recreational and cultural activities in lands owned by the community.

Kaxipayñ / 32 families / Loma La Lata Concession Area - Neuquén

In 2019, dialogue instances were still maintained with community authorities despite the groundless claims and impediments raised by some community leaders. Interaction takes place through regular face-to-face meetings, phone calls and digital communication tools.

During 2019, a tripartite committee formed by the company, the community and the regulatory authority, which also involved independent laboratories, resumed the environmental remediation process in an intermittent manner. Within this context, specialized technical experts delivered training in environmental management issues to the community.

As regards operations, the company maintains an ongoing informative dialogue within the framework of its role of due diligence. Agreed-upon redress is provided pursuant to current legislation.

YPF also continued its social investment initiatives targeted at basic services, such as health insurance provision, energy in homes, surveillance stations for community security, safe drinking water and bulk gas supply, school transport, and land systematization for alfalfa crops.

Campo Maripe / 7 families / Loma Campana Concession Area - Neuquén

The relationship model with this community is still subject to a land claim filed by community members before provincial authorities and third private parties, and for which YPF is an outside party. According to land public registers, part of the land being claimed by the community located in YPF concession areas, belongs to the province and another part to third parties.

During 2019 the activity in this area was minimal and new dialogue instances were opened with the new community authorities.

Lucero Pichinau / 13 families / Rincón de los Sauces Concession Area - Neuquén

Ongoing and participatory dialogue with authorities.



Loma la Lata: a joint project with the Paynemil community

For over a decade, YPF has been working on a remarkable collaborative experience with the Paynemil Mapuche community that involves environmental remediation in Loma la Lata, province of Neuquén.

All tasks are performed subject to authorization and supervision by the province's Undersecretariat of Environment and in constant and regular dialogue between YPF and the community, with the active participation of the latter.

The trust built by the various players in the project prompted the creation of tripartite committee, which allows for constant feedback to strengthen collaborative processes.

"Meeting as a team is the beginning, staying as a team is progress, working as a team ensures success"

**Paynemil Mapuche
Community Representatives**



SOCIAL INVESTMENT

GRI 413-1

In addition to contributing to the country’s economic development through its own specific activities—energy supply, procurement of goods and services, and job creation and development—YPF is committed to collaborating with its stakeholders to find solutions to common challenges and mutual long-term benefits. Along this line, it has undertaken social impact initiatives based on strategic alliances with relevant public and private players. These initiatives create shared value, strengthen the social license to operate and increase employees’ commitment, as they take pride in being part of a company that is valued by the community. These efforts are developed pursuant to social investment criteria common to the entire company and YPF Foundation—which include the Social Investment and Donation Policy—and are conditioned by different settings as to scope, form and implementation.

At present, there are two main lines of action: local sustainable development and quality education, pervaded by cross-cutting criteria such as a focus on science and technology; strengthening of community capacities and competencies; environmental stewardship and protection; and inclusion and diversity.

In order to boost local sustainable development, YPF and YPF Foundation have forged a special bond with the communities, orchestrating tools that foster participatory planning, improve employability, strengthen community capacities and competencies, and implement projects relating to energy demands and basic service infrastructure, among others. The company’s nationwide presence enables it to contribute to several towns away from major urban centers.

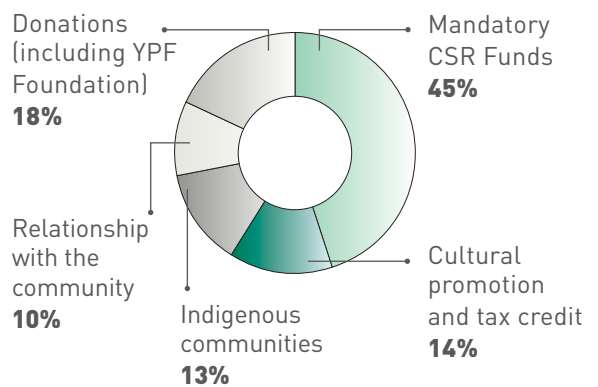
In the area of education, and primarily through initiatives propounded by YPF Foundation, the company maintains programs focused on energy, science, technology and sustainability that seek to encourage innovation and creativity, and raise awareness about the importance of safe, affordable and sustainable energy. Education is also a powerful driver of environmental protection, inclusion and diversity.

The company’s direct social investments—whether through voluntary contributions, donations and sponsorship of educational and social

institutions—are funded through its own programs, cultural promotion, tax credit instruments and mandatory provincial CSR Funds³.

In 2019, YPF’s social investment amounted to 809,274,439 pesos⁴, 55% more than in 2018. This amount was funded through company resources as well as tax incentives available at national and provincial level. These tax credits are managed in accordance with the highest standards of coordination and oversight to maximize the benefits in the communities where they are currently available. Of this amount, 96% was funded in cash and 3% in kind, while 1% was allocated to corporate volunteering actions.

Social Investment by type of contribution (\$ Argentine)



³ They are provided jointly by YPF and its operating partners, pursuant to provincial regulations in force. They contribute to community development in such matters as social infrastructure, education, health, environment, culture, science and research. They are managed by local authorities, with YPF and YPF Foundation having different levels of participation.

⁴ This amount does not include overall management expenses which in 2019 amounted to AR\$48,176,382.

Voluntary Social Investment	pesos	329,711,388
Donations (including YPF Foundation)	pesos	140,718,167
Relationships with the community	pesos	83,252,223
Indigenous communities	pesos	105,740,998
Cultural promotion and tax credit		
Educational and cultural promotion initiatives through tax credit	pesos	112,210,523
Number of projects	number	198
Mandatory CSR Funds⁵	pesos	359,075,803

Some of the relevant social investment initiatives in 2019 were:

Social Supply Modules (MAS)	Outcomes and Impacts
They enable access to energy in remote areas of the country by providing quality fuels. These modules were fully designed and developed in Argentina in 2014, fulfilling flexibility, sustainability, operational safety and environmental protection criteria.	15 Social Supply Modules were kept in operation during 2019
Forestry Project/Neuquén	
A project carried out in the province of Neuquén since 1998. At present, the project consists in maintaining 7,000 hectares of planted woods and is run in grounds adjacent to Corfone. It allows carbon capture ⁶ and generation of sustainable employment opportunities in the area.	57 direct employees with forestry training
The project features a Forestry Training Center that delivers training and certification in industry-related technical fields.	+100 families associated with the production value chain, which includes growing species in nurseries to be later planted, forestry production and industrialization
	137,408 daily wages in 2019
	7,968 Female daily wages +200% vs. 2018

⁵ This value, invested in Mandatory CSR Funds, accounts for a total investment of USD 7,457,829, made in accordance with agreements undertaken with the provinces of Neuquén, Río Negro, Chubut, Santa Cruz and Tierra del Fuego, and pursuant to current legislation

⁶ For more information on the environmental contribution of the Forestry Project, please refer to *Chapter 3, Climate Action* in this report.

Energy Space / La Plata Industrial Complex	Outcomes and Impacts
<p>Since 2010, this program seeks to arouse the interest of young adults in energy-related careers as a means to encourage local employment.</p> <p>Visitors are taken through interactive rooms where they learn about the different stages of energy generation and distribution, and are later invited to visit the refinery.</p>	<p>12,000 visitors attended the Energy Space</p> <p>88,917 visitors attended the Republic of the Children</p>
Course on Hydrocarbon Industrialization/ YPF La Plata	<p>350 students have attended this course since launching</p> <p>Alliances with the National University of La Plata and National-Regional Technological University of La Plata</p>

YPF Foundation

GRI 103-2/ 103-3/ 203-2/ 102-43/ 413-1

This entity carries out projects based on technology and innovation to encourage quality education and the sustainable development of the cities where YPF operates. Its efforts are based on strategic alliances with different public, private and social players within each region or community. Its work plan is rooted in the Sustainable Development Goals and is primarily focused on SDG 7 (Affordable, Reliable, Sustainable and Modern Energy for All), SDG 4 (Quality Education), SDG 9 (Fostering Innovation), SDG 11 (Inclusive, Safe and Sustainable Cities), and SDG 17 (Partnerships)⁷.

⁷ For more information on YPF Foundation's work, visit <https://fundacionypf.org/Paginas/home.aspx>

LINES OF ACTION OF YPF FOUNDATION

STEAM EDUCATION

Objective: Encourage energy-related quality education by generating content and activities aligned with a STEAM (science, technology, engineering, art and mathematics) approach targeted at students and teachers.

ACTIONS UNDERTAKEN IN 2019

Scholarship Program for students pursuing degrees related to energy and technology development in Argentina

It rewards outstanding academic performance and features the assistance of YPF's professional mentors. Gender equality and regional balance are part of the selection criteria.

Scholarships granted to Educational Projects

In partnership with INET (Instituto Nacional de Educación Tecnológica – National Institute of Technological Education).

MOOC Oil&Gas

An online course launched in Argentina in partnership with the IPF School de France and targeted at undergraduate and graduate students pursuing strategic degrees for energy and technology development in Argentina. Delivered in Spanish for the first time at a global level.

Mobile Energy Space

Educational space focus on encouraging young people's interest in science, care for energy and the energy industry.

Relaunching of Vocations Portal

Aimed at awakening the interest of young adults in careers relating to energy, technology and science.

"Vocations in Industry" Research

A gender-based study to improve the understanding of factors that reinforce or discourage young persons at the beginning of their STEAM-focused university degree programs.

RESULTS AND IMPACTS

200 renewed scholarships for students pursuing energy and technology-related degrees

6th Meeting of Scholarship Students and Mentors and "YPF Foundation Ideaton" focused on solving energy challenges

24 scholarships awarded to the best electric car design educational projects in the country (related to YPF ECO Challenge)

10,000 enrolled in the MOOC Oil & Gas

14,927 visitors

"You and Energy" for Primary School

A program that seeks to bring children closer to science and the world of energy. It features a book, an interactive web portal and a teachers' guide.

24,964 children participated in 243 outreach workshops

18,000 guides handed out to teachers

In 2019, the program created new guides, an online course for teachers, and a trivia quiz to test children on the knowledge acquired in recreational workshops.

678 teachers trained in 10 workshops

"You and Energy" for Secondary School

It consists of work guides and support modules to encourage teachers and students to engage in an energy project based on the PBL method, in line with the current secondary school reform. It was supplemented with a digital platform offering educational resources.

493 Teachers trained

252 Schools in 4 provinces

650 Teachers participated in digital continuous education courses (National University of Quilmes)

TECHNICAL AND PROFESSIONAL EDUCATION

Objective: Improve employability by developing technical and professional skills through training in energy-related fields and regional production activity. This is supplemented with a mobile classroom equipped with low power generation systems and educational panels. Meetings are also organized with YPF, Y-TEC and leading community representatives.

ACTIONS UNDERTAKEN IN 2019

Course delivery and creation of the Advisory Board of Añelo's Institute of Technical and Professional Education

The goal of this board—formed by the municipality, the provincial government, and regional enterprises and unions—is to address the training needs of the energy industry and the various areas involved in urban development. Management is shared between the Ministry of Education of Neuquén, the Municipality of Añelo and YPF Foundation.

RESULTS AND IMPACTS

42 courses delivered in 16 towns

1,300 people trained in technical professions

357 teachers and instructors trained

200 teachers trained in the STEAM approach and gender perspective

RENEWABLE ENERGIES

Objective: Become part of the energy transformation process through training targeted at teachers and technical experts.

ACTIONS UNDERTAKEN IN 2019

Mobile classroom

Installation of renewable energy kits in schools and community centers.

Online courses on energy efficiency, and photovoltaic solar and thermal energy Distribution Generation Seminar

RESULTS AND IMPACTS

2000 People participated in outreach activities on renewables and energy efficiency

891 people trained in renewable energy-related technical and professional education courses

5 towns with kits installed

3 award-winning projects in Innovar national competition

SUSTAINABLE CITIES

Objective: Promote strategic and participatory urban planning as well as the implementation of projects for the sustainable development of cities intersecting with the energy industry.

This program was launched in 2014 in collaboration with the Inter-American Development Bank and government authorities to outline action plans based on a collaborative, comprehensive and cross-cutting approach. It includes priority lines of action aimed at contributing to the orderly, sustainable and inclusive growth of cities, following an analysis of environmental, urban and fiscal sustainability. The following cities already have these plans in place: Añelo (Neuquén), Las Heras (Santa Cruz), Allen (Río Negro), Malargüe (Mendoza) and Comodoro Rivadavia (Chubut).

ACTIONS UNDERTAKEN IN 2019

Outlining of local plans through customized methods in partnership with CONICET, with a focus on collaborative territorial development

RESULTS AND IMPACTS

6 cities with plans under way: Rincón de los Sauces, Neuquén, Ensenada, Bahía Blanca, Sarmiento, Cañadón Seco. Update of Añelo's plan

3 ideathons for the participatory diagnosis of local problems and solution-seeking (Neuquén, Comodoro Rivadavia and Ensenada)

150 participants

20 projects presented

Participatory solutions for specific local problems

A program articulated with Red de Innovación Local (RIL - Local Innovation Network) and Grupo de Fundaciones y Empresas (GDPE - Group of Foundations and Enterprises).

• Lules (Tucumán)

Problem addressed: inclusion of young people.

Project: Improvement of Ingenio Lules Social Club's infrastructure and expansion of sports activities.

• Comodoro Rivadavia (Chubut)

Problem addressed: Lack of security.

Project: Installation of public lighting in areas prioritized by neighbors.

• Rincón de los Sauces (Neuquén)

Problem addressed: Limited training courses available.

Project: Increase of training offerings, creation of a day-care center to allow women access to training.

Launching of Pilares de la Chacra, a new brand that seeks to position small-scale local producers of Añelo (Neuquén).

Launching of Ingenias

A program targeted at teenage women that encourages them to identify a problem within their communities and develop a mobile app as a solution.

7 towns included

85 participants

13 apps designed and prototyped

YPF FOUNDATION LAB (LAB.FUNDACIONYPF.ORG)

An interactive space that seeks to broaden energy-related knowledge and research through content, activities, remote learning and competitions. The platform allows maximizing the impact of the company's educational and sustainability initiatives. Both teachers and students can learn about energy through experimentation, while those interested in urban sustainability can have access to an urban lab equipped with tools to plan more sustainable cities.

AWARDS TO YPF FOUNDATION IN 2019

- Award given by the **Business Council for Sustainable Development Argentina** (CEADS - Consejo Empresario Argentino para el Desarrollo Sostenible) for YPF's contribution to SDG 4.
- **CCAB Award**, given by the Argentine-British Chamber of Commerce for sustainability excellence.
- **First place in Sustainable Leadership** under the Renewable Energy Program.
- **'Transformadores de RedEAmérica' Award**, in the *private social investment and sustainable communities* category, for its initiative to promote Añelo's local producers.

08.

Fundamentals of the Business



A solid corporate governance system that defines the structure and operation of the corporation is key to manage an ethical, responsible and transparent business.

YPF's governance system is based on international best practices and standards. It also protects the interests of all shareholders by ensuring professional management of the organization.

In 2019, YPF made significant progress in the area of integrity protection and maintained its leadership position in external collaboration projects, making important contributions to both the industry and the country.

Corporate Governance

GRI 102-18-19-22-23-24-25-28-33-35-36-37/ 103-1-2-3/ 405-1

Protect the interests of all shareholders by ensuring professional management of the organization.



INTERNAL GUIDELINES 10 core principles of corporate governance

- Integrity
- Transparency
- Accountability
- Safety
- Sustainability
- Human Rights
- Gender equality
- Shareholder involvement
- Efficient operation of the Board
- External auditor's Independence

INTERNAL REGULATIONS

- Corporate Bylaws
- Board's and Transparency Committee's Rules
- Board Committees' Rules
- Code of Ethics and Conduct, and its Internal Code of Conduct in Capital Markets.

EXTERNAL GUIDELINES

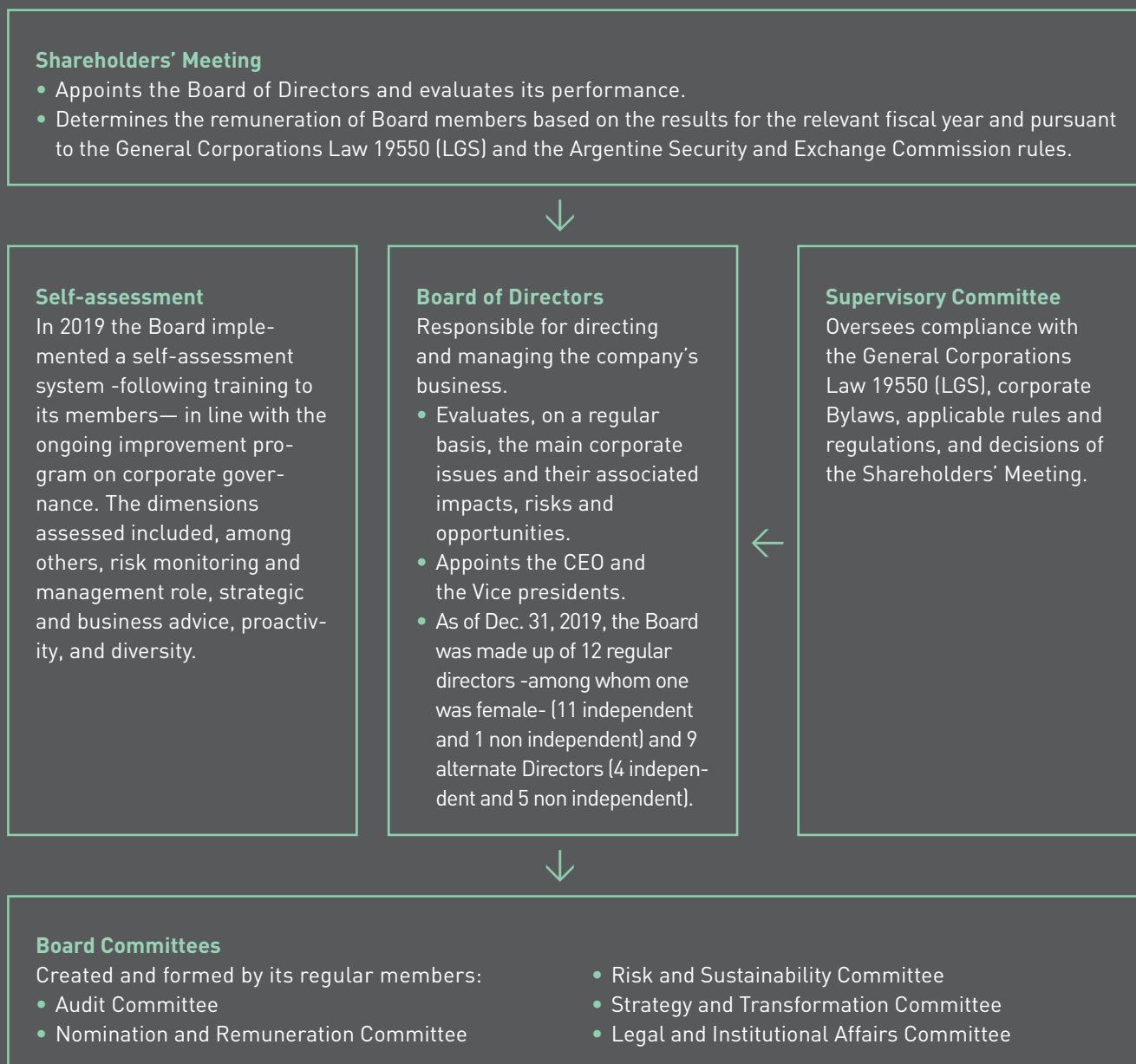
Current laws

- General Corporations Law 19550 (LGS)
- Capital Markets Law 26831 (LMC)
- Argentine Securities and Exchange Commission (Comision Nacional de Valores – CNV) rules and United States Securities and Exchange Commission (SEC) rules.

PARTICIPATION IN BYMA PANEL AND INDEXES

- Corporate Governance Plus Panel (+GC Panel) of Bolsas y Mercados Argentinos S.A. (BYMA), formed by companies who voluntarily adhere to higher corporate governance and transparency standards than those required by Argentine regulations.
- Sustainability Index of the Argentine stock market, in line with the UN SDGs.

Governance Structure¹



There are also two committees created by the Board but formed by senior managers:

- Internal Transparency Committee - advised by the SEC within the framework of the U.S. Sarbanes-Oxley Act, It ensures that they exist and are maintained procedures for elaboration and internal control of the information that the company disclose to investors, the markets where YPF shares are listed, and the regulatory entities. It is also charge of noting that this information is true and complete, and it adequately reflects the company financial situation and operational results.
- Ethics Committee—in charge of administering the Code of Ethics and Conduct, and evaluating and determining appropriate steps to address reported breaches.

¹ For a list of members of the Board of Directors as of Dec. 31, 2019, visit <https://aif2.cnv.gov.ar/presentations/publicview/22127ac2-2c83-41da-bb6b-9165aa54b567>

For an updated list of the Board's current composition, see <https://www.ypf.com/InversoresAccionistas/GobiernoCorporativo/Paginas/miembros-del-directorio.aspx>

For information on criteria for selecting directors, visit: <https://www.ypf.com/inversoresaccionistas/GobiernoCorporativo/Paginas/Codigo-Gobierno-Societario-YPF.aspx>

For more information on the various Committees and the Supervisory Committee, see: <https://www.ypf.com/inversoresaccionistas/Paginas/home.aspx>

<https://www.ypf.com/inversoresaccionistas/GobiernoCorporativo/Paginas/Comites-del-Directorio.aspx>

<https://www.ypf.com/InversoresAccionistas/GobiernoCorporativo/Paginas/comision-fiscalizadora.aspx>

Corporate Management

The CEO² is YPF's top executive officer, to whom report the various corporate Vice presidents. The remuneration of the CEO and that of other senior management are determined by the Board's

Nomination and Remuneration Committee. In order to calculate the variable portion of their remuneration, the Committee takes into account environmental, social and management metrics that are embodied in the annual objectives of the company.

Senior Management ³	
CEO	
Vice President of Conventional Upstream	Vice President of Unconventional Upstream
Downstream Vice President	Vice President of Gas & Energy
Services Vice President	Vice President of Environment, Health and Safety
Vice President of Business Development	Vice President of Corporate Affairs, Communications and Marketing
Corporate Vice President of Legal Services	Vice President of Human Resources
Chief Financial Officer	

YPF has ongoing training programs in place for Board members and senior management that include topics related to their roles and duties, comprehensive business risk management, business-specific and regulatory knowledge, corporate governance dynamics and sustainability.

² In accordance with the corporate Bylaws, the Chairman of the Board shall not serve as CEO.

³ Composition at the time of publication of this report. At Dec., 2019, it included the following: CEO, Executive Vice President of Operations and Transformation, Upstream Executive Vice President, Downstream Executive Vice President; Executive Vice President of Gas and Energy, Vice President of Finance, Vice President of Business Development, Vice President of Corporate Affairs, Communications and Marketing, Vice President of Legal Services, and Controller.

Compliance

GRI 103-1-2-3/ 102-16-17/ 205-2/ 415-1

During 2019, with the direct support of senior management, various measures on zero-tolerance to corruption were adopted to strengthen the culture of ethics and transparency within the Group.

INTEGRITY PROGRAM

YPF implemented an Integrity Program that articulates initiatives to communicate and comply with corporate values, the Code of Ethics and Conduct, and associated corporate policies. Its design was based on the highest ethics and integrity standards in the industry such as Transparency International's Business Principles for Countering Bribery, among others.

The program included, as a starting point, workshops run by external specialists and experts on the topic, with the participation of those in charge of processes. The result was a corruption risk matrix which was included in the corporate risk map.

Progress in the Integrity Program is communicated quarterly to the Audit Committee and the Board, including corruption risk mitigation actions, compliance with the Code of Ethics and Conduct (CEC), internal audits, training results and any complaints presented during the period.

ETHICS COMMITTEE

It is in charge of pursuing corporate policy in line with the highest standards of integrity, transparency and respect for corporate values.

It is formed by the Internal Auditor, the Corporate Vice President of Legal Services, the Vice President of Human Resources and the Chief Compliance Officer. Two more members have been added to the Committee, who are directly appointed by the Chairman of the Board from among employees from operating or business areas.

CONSOLIDATION OF THE NEW COMPLIANCE DEPARTMENT

In addition to the implementation of the Integrity Program, 2019 saw consolidation of this new department, tasked with raising awareness on the importance of ethics and compliance, as well as with providing advice on ethical issues. The Compliance Department reports directly to the Audit Committee.

LAUNCHING OF A RENEWED CODE OF ETHICS AND CONDUCT (CEC)

During 2018 a multidisciplinary team undertook a comprehensive update of the CEC as a fundamental part of the Integrity Program. The results of the update were presented in June of 2019. Key changes included, among others, renewed corporate ethical values, namely diversity and gender equality. Some guidelines were strengthened such as zero-tolerance to corruption; others were added, such as those on business partners -with the establishment of the Third-Party Program-, protection from retaliation against individuals who, in good faith, report suspicious activities, prohibition of political contributions, and interaction between the public sector and business partners. A number of standards on relevant issues were also included, namely those on reliable records and reports, undue influence for personal gain, and confidentiality and data protection safeguards.

Code of Ethics and Conduct (CEC)

Key Aspects covered by the Code include:

Corruption and bribery, harassment-free work environment, discrimination, confidentiality of information, conflicts of interest, Gifts, presents and hospitality, responsible use of Social Networks Media and privileged information management, environment, health and safety, human rights, reporting of irregularities and non retaliation, among others.

Scope: Like all policies and regulations related to corporate integrity, the CEC applies to employees, Board members, subsidiaries, controlled companies, contractors, subcontractors, suppliers, consultants and other business partners working directly with or on behalf of YPF.

Acceptance: All employees are required to accept the Code every year and complete an online course on YPF's integrity values and principles at least once a year.

The Code of Ethics and Conduct is available in Spanish and English at https://www.ypf.com/LaCompania/compliance/Documents/YPF_CodigoDeEticaYConducta_Digital_ENG.PDF

NEW INTERNAL INTEGRITY POLICIES

In 2019, the company published the new policies on Anticorruption, Conflicts of Interest and Harassment-Free Workplace. These were added to other policies on Anti-Retaliation, and on Management and Investigation of Complaints, in place since 2018.

Anticorruption Policy

In line with the CEC, this policy establishes zero-tolerance to bribery and corruption. It entails not consenting to the offer, delivery or receipt of bribes, favors, or any other form of corruption, under any circumstance. At the same time, it strictly prohibits financing electoral campaigns with company funds or resources, or making any form of contribution to political parties. Additionally, the document specifies that all donations must be in compliance with the policy and procedure to manage community donations and expenses, and must not be used for improper purposes. The Anticorruption Policy is available at: <https://www.ypf.com/LaCompania/Documents/Politica-Anticorrupcion.pdf>

TRAINING AND CAMPAIGNS

GRI 205-2

Training in ethics and compliance is mandatory for all YPF employees, whether online or on-site.

In 2019 the following initiatives were undertaken:

Campaign for Adherence to the Renewed CEC

It reached all of YPF S.A. staff.

86%

of adherence, as of Dec. 2019⁴

It is scheduled to continue in 2020 to ensure adherence from all staff.

Training to Disseminate the CEC Update

+3,000

direct employees received on-site training in 23 locations

17%

of direct employees had received online training by Dec., three weeks from its launching.⁵

Internal Communication Campaign

Focused on:

- Corruption risk matrix
- Zero-tolerance to corruption
- Code of Ethics and Conduct
- Reporting Channels
- Associated policies

1,080

suppliers were included in an informative campaign on the Anticorruption Policy and the CEC⁶

Training for third parties will continue in 2020.

5,636

own employees and contractors received training on anticorruption

⁴ 100% of adherence, as of Report Publication.

⁵ 57% of direct employees had been trained by Report publication moment.

⁶ Figures totaling 100% of suppliers classified as high-risk by the Third Party Program.

CONFLICTS OF INTEREST

To avoid any situation where objectivity or independence of judgment in the exercise of corporate duties may be impaired by a direct or indirect personal interest, a number of guidelines and principles have been reflected in both the Code of Ethics and the Conflicts of Interest Policy. Directors are required to report any actual or potential conflict of interest or any uncertainty about the likelihood of its occurrence to the Audit Committee.

UNFAIR COMPETITION

YPF complies with antitrust and competition laws in force in all its markets of operation. These laws are in line with corporate values that promote honest behavior and a customer-oriented approach. A series of training courses on the topic, targeted at YPF's heads of commercial departments, were delivered in 2019. The corporate Antitrust Policy is scheduled to be implemented in 2020.

THIRD-PARTY PROGRAM (FOR SUPPLIERS AND RELATED COMPANIES)

The company seeks to maintain a business relationship with partners that share its corporate integrity values, comply with current anti-bribery and anticorruption laws, and uphold nationally and internationally recognized human rights principles. Assessing the integrity of third parties interacting with YPF starts with a preliminary classification to identify and differentiate low-risk individuals from higher-risk individuals. To this end, whoever wishes to hire a third-party must answer a questionnaire that generates an initial risk level. Third-parties classified as low-risk do not need a deeper evaluation from the standpoint of compliance. Those classified as medium- or high-risk must be subject to a more comprehensive assessment, which includes completing a questionnaire on due diligence and providing additional information. The Compliance Department is in charge of reviewing these questionnaires and background information, as well as conducting random transaction analyses.

COMPLAINTS MANAGEMENT

GRI 102-17

All of YPF employees have not only the right but also the duty to report any breach of the Code of Ethics and Conduct or its various protocols and policies. To this end, the company has several reporting channels in place. A reporting employee may:

- have a one-on-one conversation with a superior or area supervisor, or a Human Resources, Internal Audit or Compliance officer.
- file a report through the Ethics Line: 0800-444-7722 (Monday-Friday, 9am-6pm) <https://www.lineadedenuncias.com.ar/>
User: YPF
Password: 1922YPFArgentina
- File a report by sending an email to the Ethics Committee: comitedeetica@ypf.com

YPF has undertaken to keep all complaints confidential, ensuring the safety and anonymity option of and non-retaliation against anyone who may use these channels to report in good faith, as defined in its Anti-Retaliation Policy.

The company may apply disciplinary sanctions in case of breach of its Code of Ethics and Conduct or internal rules and policies, or violation of current regulations and laws.

Complaints in 2019

164
complaints received

149
closed processes

15
pending complaints

Management of the Legal and Regulatory Framework

GRI 103-1-2-3

The Argentine oil and gas industry is subject to government regulation and control. Consequently, our business is largely dependent on regulatory and political conditions prevailing in our country. YPF seeks to timely identify risks and opportunities originating from the regulatory framework. For this purpose, the company maintains an open working relationship with lawmakers and public officials from the three levels of government, and also participates in business-related associations, namely IAPG (Instituto Argentino del Petróleo y del Gas - Argentine Oil and Gas Institute) and CEPH (Cámara de Exploración y Producción de Hidrocarburos - Argentine Chamber of Exploration and Production of Hydrocarbons).

Among the short- and medium-term regulatory risks and opportunities, the following were identified⁷:

Risks:

- New regulations related to Law 27520 on Minimum Requirements for Adaptation to and Mitigation of Global Climate Change, passed on Dec. 20, 2019.
- Future regulations on natural gas market prices, and hydrocarbons and fuels prices and requirements.
- Legislation and regulatory initiatives related to hydraulic stimulation, water use and other drilling operations for unconventional oil and gas wells.
- National, provincial and municipal foreign trade and tax regulations.

Opportunities:

- Regulatory legal framework to support development of LNG industry in Argentina.
- Amendment of the law regulating production, marketing and sustainable use of biofuels in Argentina.

⁷ For more information, see Form 20F 2019, item 3 – Risk Factors, on pages 20-42.

Contribution to Public Debate

While YPF is constantly adapting to change, its experience and deep involvement in the Argentine energy market allows it to contribute to the public debate on industry issues, providing its vision on

various topics, disseminating its best practices, explaining its views or articulating the sector’s approach to proposals. To this end, it maintains its participation in various industry- and business-related organizations:

Energy Industry				
National		International		
	Argentine Chamber of Exploration and Production of Hydrocarbons (CEPH)	Argentine Oil and Gas Institute (IAPG)	International Gas Unión (IGU) -Representative for IAPG Regional Association of Oil, Gas and Biofuels Sector Companies in Latin America and The Caribbean (ARPEL)	International Association of Oil & Gas Producers (IOGP)
Argentine Chamber of Renewable Energies (CADER) – YPF LUZ	Electric Power Generators’ Association of Argentina (AGEERA) – YPF LUZ		International Gas Transport Terminal Operators (SIGTTO)	
Sustainability and Transparency				
UN Global Compact		Argentine Business Council for Sustainable Development (CEADS)		World Compliance Association (WCA)
Chemical and Petrochemical Industry Technical Organizations				
Latin American Petrochemical and Chemical Association (APLA)	Argentine Chamber of Chemical and Petrochemical Industry (CIQyP)	Argentine Center of Engineers) (CAI)	Society of Petroleum Engineers (SPE)	
Business-related Organizations				
Institute for Business Development of Argentina (IDEA)				

During 2019, as part of the actions mentioned above, the company made contributions totaling AR\$ 31,527,821 to institutions promoting responsible businesses, business associations, learning centers and organizations engaged in public policy debate.

More than 50% of the total funds were used to promote responsible practices in business and in the

oil and gas industry, while 24% were allocated to organizations fostering trade relationships. Of particular interest are annual membership and sponsorship contributions to support IAPG (Argentine Oil and Gas Institute), UN Global Compact and CEADS (Argentine Business Council for Sustainable Development) projects.

Tax management

GRI 103-2/ 207-1/ 207-2/ 207-3

YPF has undertaken to pay taxes and file tax returns in an effective and efficient manner, and in compliance with current laws. This is accomplished by providing full and truthful information, with a view to minimizing major fiscal risks, and effectively defending the rights and interests of the company. In addition, the company seeks to strengthen the relationship with tax authorities, developing its activities in an environment of cooperation and transparency based on reciprocity, so as to facilitate application of the tax system, increase legal certainty and reduce the amount of litigation.

The commitments, responsibilities, goals and resources related to these issues are defined in the company's Fiscal Policy.⁸

A team of professionals with extensive experience in the hydrocarbon industry is tasked with the comprehensive management of tax issues and tax risks.

All information on paid taxes is reported in the company's financial statements, with the breakdown required by applicable accounting rules and regulations.

Even when YPF closed the years reported in this document with an increase in peso-denominated revenues and EBITDA, its 2018 and 2019 fiscal results included negative net income basically due to currency devaluations in those years. This fiscal loss resulted in lower payments of income tax on corporations.

Income Tax on Corporations

	Unit	2018	2019
Results before taxes	Millions of Argentine pesos	90,144	-7,010
Reported taxes	Millions of Argentine pesos	51,538	26,369
Cash paid for taxes	Millions of Argentine pesos	2,248	6,955

Reported Tax: amount of income tax reported in the Income Statement. It includes the tax payable for the fiscal year specified, as well as deferred income tax assets/liabilities. It is reported pursuant to current accounting laws.

Paid Tax: amount of income tax effectively paid to the tax authority for the fiscal year specified, pursuant to current accounting laws on financial statements.

RESPONSIBLE TAX COMPLIANCE

Simplification of corporate structure, which is informed on corresponding fiscal reports.⁹

Transfer pricing in line with value creation and the principle of full competition.

Filing of the Country-by-Country Report (CBC) with the AFIP¹⁰. This report shows the taxes paid by the company in each country of operation.

Since 2019, YPF is part of the Multi-Stakeholder Group of EITI Argentina, local chapter of the Extractive Industries Transparency Initiative (EITI).

Participation in joint work meetings with tax authorities and in tax committees of various business groups.

⁸ Fiscal Policy <https://www.ypf.com/inversoresaccionistas/Lists/Presentaciones/Politica-fiscal.PDF>


⁹ Transfer Price and CBC Reports.

¹⁰ Argentine Federal Tax Authority.

09.

Appendices

Relevant Information and
Performance Indicators



Energy Company

GRI: OG1, 102-7

	Unit	2019	2018	2017	2016
Total hydrocarbon production	KBOE/d (thousand barrels of oil equivalent per day)	514	530	555	577
Natural gas production	Mm3/d (million cubic meters per day)	39.7	42.0	44.1	44.6
Crude oil production	Thousand BBL (barrels) per day	226	227	228	245
LNG production	Thousand BOE per day	38.5	38.8	50.4	52.5
Refinery processing levels	Percentage	86.9%	88.8%	91.7%	92.0%
Share of Argentina's gasoline supply	Percentage	55.8%	56.0%	55.1%	54.8%
Diesel production	Million BBL per year	41.0	41.5	41.0	40.6
Gasoline production	Million BBL per year	24.8	26.1	25.2	24.6
Fuel oil production	Thousand tons per year	308	234	935	1,554
Total proved reserves*	Millions BOE	1,073	1,080	929	1,113
Sales**	Million pesos	678,595	435,820	252,813	210,100
EBITDA**	Million pesos	169,857	121,549	66,791	58,216
Net profit / (loss) for fiscal year **	Million pesos	-33,379	38,606	12,672	-28,379
Total liabilities**	Million pesos	1,025,190	631,659	353,185	302,478
Total shareholders' equity**	Million pesos	548,099	362,357	152,533	118,661
Gas stations	Number	1,620	1,591	1,563	1,547
Direct employees (YPF Group)	Number	22,376	20,702	19,072	19,257
Female employees	Percentage	20.5%	21%	22%	19%

* Estimates of reserves were prepared using standard geological and engineering methods generally accepted by the petroleum industry and in accordance with the Securities and Exchange Commission (SEC) and the Argentine Securities and Exchange Commission (Comisión Nacional de Valores – CNV) rules. The method or combination of methods used in the analysis of each reservoir was tempered by experience with similar reservoirs, stage of development, quality and completeness of basic data, and production history.

The value of total proved reserves refers to developed and undeveloped reserves and is the sum of crude oil, gas and LNG reserves stated in equivalent barrels. For more information, please see page 56 of Form 20-F: <https://www.ypf.com/inversoresaccionistas/Lists/InformeAnualForm20/YPF-20F-2019.pdf>

**The information above is expressed in millions of Argentine pesos and has been extracted from YPF S.A.'s Consolidated Financial Statements as of December 31, 2019, as approved by the Board of Directors and audited by Deloitte. For further financial information, please visit: <http://www.ypf.com/inversoresaccionistas/Paginas/informacion-financiera.aspx>

The reported EBITDA reflects the adjusted EBITDA. It excludes the effects of IFRS 16 and IAS 29, and the result from the revaluation of YPF S.A.'s investment in YPF Energía Eléctrica (YPF EE) for AR\$ 11,980 million in Q1 2018.

Composition of the Board

12 regular members,
11 independent members*,
2 women.

76%
is over 50 years old

24%
is between 30 and 50 years old

95.24%
average attendance
to Board meetings**

Board Committees

- **Audit Committee.** The Audit Committee has been established by the Capital Markets Law 26831 and CNV rules. It is in charge of overseeing the internal control and administrative-accounting systems, and the reliability of financial information or other relevant facts subject to reporting. It also verifies compliance with applicable capital market regulations.
- **Nomination and Remuneration Committee.** In charge of assessing and setting guidelines for the remuneration paid to the company's CEO, senior management, and Board members with executive duties, whenever applicable. It is tasked with reviewing and approving policies on Remuneration, Benefits and Talent Management.
- **Legal and Institutional Affairs Committee.** Formed to (1) advance compliance with laws, regulations, rules, policies and/or organizational codes, as well as with principles of good corporate management and ethical standards applicable to the Company; and (2) ensure proper understanding thereof, supervise management, and analyze the litigation strategy for pre-court, arbitration and court disputes involving YPF and its affiliates.

- **Risk and Sustainability Committee.** Formed to carry out the following duties, among others (1) establish and supervise proper implementation of policies for comprehensive management of business risks; (2) identify and assess major risk factors specific to the Company and/or its activity; (3) monitor risks and take appropriate mitigation actions; and (4) encourage best sustainability practices, establishing goals, plans, targets and measurement tools across the organization such as regular performance reviews and continuous improvement mechanisms.

- **Strategy and Transformation Committee.** Focused on the Company's medium- and long-term strategy, this committee acts as a liaison between the Board and the Executive Management Committee.

* Out of 11 independent members, 10 had served four or less terms of office. They are the following: Guillermo Emilio Nielsen (Chairman), Miguel Ángel Gutiérrez, Roberto Luis Monti, Norberto Alfredo Bruno, Ignacio Perincioli, Néstor José Di Pierro, Pedro Martín Kerchner Tomba, María Cristina Tchintian, Carlos Alberto Felices, Daniel Gustavo Montamat and Arturo Carlos Giovenco.

** The minimum required attendance is 40% of a total of 10 scheduled meetings per year.

Climate action and environmental management

GRI: 302-1, 302-3, 302-4, 303-1, 303-3, 305-1, 305-2, 305-4, 305-5, 305-7, 0G5, 306-1, 306-3, 0G6, 306-2, 0G7, 0G8

Environmental management indicators apply to YPF S.A. and controlled companies. Details for MetroGAS not included. Values for the Gas & Energy business include YPF Luz's values.

	Unit	2019	2018	2017	2016
Energy consumption	KGJ	203,011	212,538	199,573	195,761

Amount of energy contained in fuels consumed and electricity purchased to conduct all company operations. YPF S.A. Guide to Environmental Parameters.

Sources of energy consumption	Unit	2019	2018	2017	2016
Fuel consumption	10 ⁶ t	3.84	3.87	3.69	3.56
Purchased electricity *	10 ⁶ MWh	2.37	2.31	2.33	2.48
Purchased steam	10 ⁶ GJ	7.41	7.65	7.84	8,28

* Electricity purchased in 2019 increased from 2018 as a result of scheduled maintenance shutdowns at Loma Campana Thermal Power Plant.

Electricity	Unit	2019	2018	2017	2016
Purchased	10 ⁶ MWh	2.37	2.31	2.33	2.48
Produced	10 ⁶ MWh	8.93	9.71	7.78	7.88
Sold	10 ⁶ MWh	6.61	7.75	5.87	6.12

Energy intensity	Unit	2019	2018	2017	2016
YPF Energy intensity (weighted)	GJ/production unit	4.77	4.78	4.65	4.84
Energy intensity in Upstream	GJ/t of Oil&Gas produced	3.22	3.31	3.42	3.50
Energy intensity in Downstream	GJ/t of crude oil processed	5.50	5.31	5.13	5.00
Energy intensity in G&E	GJ/MWh of energy produced	6.15	6.32	6.62	7.19

*The increase in 2019 is related to less crude oil processed at La Plata Refinery (compared to 2018) due to a plant shutdown.

Renewable energy production	Unit	2019	2018
	MWh	526,611	148,646

Includes net energy supplied to the Argentine Power Grid by Manantiales Behr Wind Farm (owned by YPF Luz), which became operational in July 2018. The year 2019 was the first in which this wind farm was fully operational throughout the year.

Total direct GHG emissions	Unit	2019	2018	2017	2016
Total direct GHG emissions (Scope1)*	tCO ₂ eq	16,981,198	17,951,758	17,012,559	15,715,958
Carbon Dioxide (CO ₂) emissions	tCO ₂	12,792,308	13,557,352	13,007,777	12,416,186
Methane (CH ₄) emissions	tCH ₄	159,857	167,426	152,868	125,442
Nitrous Oxide (N ₂ O) emissions	tN ₂ O	646	701	614	549

* These emissions include CO₂, N₂O and CH₄.

Direct emissions by business unit (Scope 1)	Unit	2019	2018	2017	2016
Upstream	tCO ₂ eq	9,991,616	10,565,160	10,570,443	9,186,890
Refining	tCO ₂ eq	3,448,653	3,511,116	3,554,540	3,329,917
Chemicals	tCO ₂ eq	678,542	638,610	614,360	649,102
Logistics	tCO ₂ eq	160,217	190,044	171,561	175,136
Gas and Energy	tCO ₂ eq	2,689,022	3,033,476	2,087,814	2,243,430

Intensity of Direct GHG	Unit	2019	2018	2017	2016
YPF (weighted)	tCO ₂ eq/ production unit	0.37	0.38	0.38	0.37
Upstream	tCO ₂ e/ t of Oil&Gas produced	0.41	0.42	0.41	0.40
Downstream	tCO ₂ e/ t of crude oil processed	0.31	0.30	0.29	0.29
Gas and Energy	tCO ₂ / MWh of energy produced	0.35	0.36	0.39	0.40

Intensity of Methane Emissions - Upstream	Unit	2019	2018	2017	2016
	tCH ₄ / t of Oil&Gas produced	0.0065	0.0066	0.0060	0.0054

Indirect GHG emissions from energy generation (Scope 2)	Unit	2019	2018	2017	2016
Upstream – Purchased electricity *	MWh	1,212,054	1,140,855	1,185,688	1,142,114
Upstream – Indirect emissions	tCO ₂ eq	561,787	579,555	602,330	611,031
Downstream – Purchased electricity	MWh	1,126,448	1,146,793	1,123,842	1,177,411
Downstream – Indirect emissions	tCO ₂ eq	522,109	582,571	601,255	629,915

* The slight increase in the purchase of electricity from the Grid is due to less electricity for own-use generated by the Business unit.

Emission factor for 2017 (0,4635 tCO₂/MWh), available at: <http://datos.minem.gob.ar/dataset/calculo-del-factor-de-emision-de-co2-de-la-red-argentina-de-energia-electrica> Updated 03/30/2020 by the Argentine Secretariat of Energy. Operating margin value

Indirect emissions are calculated for each business unit. They should not be added to YPF's (and YPF Luz's) total direct GHG emissions. The reason for this is that emissions from the generation of electricity exported to the Argentine Power Grid are included in the calculation of YPF Group's total emissions as direct emissions. YPF Group delivers more electricity to the Grid than it purchases from it.

	Unit	2019	2018	2017	2016
Total air emissions	t	155,155	165,331	160,251	143,400
SO ₂	t	6,710	6,390	6,281	6,307
NO _x *	t	76,350	77,134	76,284	61,653
COVNM	t	51,250	61,129	57,508	56,534
CO	t	17,269	16,640	16,312	14,929
Particulates	t	3,575	4,038	3,866	3,977

*The 2017 increase is due to assets owned by APACHE, a firm acquired by YPF.

Emissions of ozone-depleting substances (ODS)	Unit	2019	2018	2017	2016
ODS production, imports and exports	metric tons of CFC-11 eq.	0	0	0	0

Emission-reduction projects under the CDM	Unit	2019	2018	2017	2016
La Plata Industrial Complex (CILP)*	tCO ₂	150,099	152,697	119,161	129,940
Luján de Cuyo Industrial Complex (CILC)**	tCO ₂	18,589	20,212	24,724	26,321

*In 2019, the slight decrease in CILP's reduction was linked to technical aspects and compressor repairs.

**In the case of CILC, the reduced recovery was due to a compressor outage during 2017-2019 and scheduled shutdowns.

Flared and vented gas	Unit	2019	2018	2017	2016
Flared gas*	t	522,952	369,911	334,820	336,974
Vented gas	t	116,918	114,435	111,832	116,894

*The increase in flared gas in the Upstream business is primarily linked to a greater number of production wells in remote areas without a gas distribution network (Unconventional business). Production-related gas is flared and destroyed to avoid direct methane emissions. This was coupled with plant shutdowns in the Río Colorado business.

The higher volume of residual gas flared in the Downstream business was the result of scheduled shutdowns and related operating issues.

Intensity of flared and vented hydrocarbon (Upstream)*	Unit	2019	2018	2017	2016
Flared gas intensity	t/t	0.014	0.009	0.007	0.009
Vented gas intensity	t/t	0.005	0.004	0.004	0.005

* Volume of flared and vented hydrocarbon per production unit (tons of gas and oil produced)

Intensity of flared and vented hydrocarbon (Downstream)*	Unit	2019	2018	2017	2016	2015
Flared gas intensity	t/t	0.013	0.010	0.011	0.009	0.010
Vented gas intensity	t/t	0.0002	0.0002	0.0003	0.0003	0.0004

*Volume of flared and vented hydrocarbon per production unit (tons of crude processed)

Capital investments and operating expenses related to environmental management	Unit	2019	2018	2017	2016
Total	USD	328,160,987	328,146,335	378,050,708	513,245,560
Capital investments	USD	229,999,779	228,052,667	254,700,494	392,735,174
Operating expenses	USD	98,161,208	100,093,668	123,350,214	120,510,386

Intensity of water withdrawn	Unit	2019	2018	2017	2016	2015
YPF (weighted)	kt of water withdrawn / production unit	2.28	2.36	2.40	2.57	2.28
Upstream *	kt of water withdrawn/ kt of crude oil and gas produced	0.72	0.65	0.55	0.40	0.38
Downstream	kt of water withdrawn/kt of crude oil processed	3.18	3.25	3.20	3.28	3.27
Gas and Energy	Kt of water withdrawn /MWh of electricity produced	0.0007	0.0008	0.0009	0.0010	0.0009

* The increase is linked to higher fracturing activity in the Central Area and in Unconventional reservoirs, which raised the volume of water withdrawn in 2019 and will lead to higher hydrocarbon production in the future.

Water withdrawal by source	Unit	2019	2018	2017	2016	2015
Water withdrawal	Kt	66,821	68,679	66,832	63,642	63,074
Public water supplies	Kt	2,262	2,290	1,026	1,440	1,496
Surface water	Kt	48,402	49,927	57,648	54,001	54,138
Groundwater	Kt	15,982	16,245	7,994	8,201	7,440
Other sources of water withdrawal	Kt	175	217	163	-	-

Water withdrawal by business unit	Unit	2019	2018	2017	2016	2015
Upstream (*)	Kt	17,710	16,378	14,122	9,115	8,669
Downstream (**)	Kt	44,285	46,595	47,725	48,873	49,437
Gas and Energy	Kt	4,746	5,614	4,930	5,597	4,927
Other Businesses	Kt	80	92	55	57	41

*It does not include production water.

**The decrease in the volume of water withdrawn is limited to La Plata Industrial Complex and is due to shutdowns and optimization of water use in boilers.

	Unidad	2019	2018
Total Water withdrawal	Kt	241,129	243,300
Water withdrawal	Kt	66,821	68,679
Produced Water	Kt	174,308	174,621

	Unit	2019	2018	2017
Water withdrawn from water-stressed areas	Kt	24,324	23,780	25,337
% of water withdrawn from water-stressed areas	%	36	35	38

	Unit	2019	2018	2017
Total water consumption in water-stressed areas	Kt	7,373	8,981	7,174
% of total water consumption in water-stressed areas*	%	18%	20%	19%

*Total water consumption in water-stressed areas / (Total Water Withdrawn – Total Water Discharged)

	Unit	2019	2018
Total Discharged water	Kt	209,776	208,024
Discharged water processes	Kt	26,336	24,835
Injected water	Kt	183,441	183,189

*Water injected into wells to improve production.

	Unit	2019	2018	2017	2016
Discharged water processes*	Kt	26,336	24,835	28,147	27,918

Discharged water processes by business unit	Unit	2019	2018	2017	2016
Upstream *	Kt	2,285	2,051	1,859	0,20
Downstream	Kt	23,893	22,049	25,523	27,111
Gas and Energy **	Kt	158	734	764	807

*The increase in 2019 is linked to higher activity in the Unconventional business.

**The decrease is due to changes in the measurement method at Tucumán Power Plant. Up to 2018, the company performed estimated measurements of plant effluents; as from 2019, effluents are measured directly.

	Unit	2019	2018	2017
Discharged in water-stressed areas	Kt	16,951	14,799	18,163

Discharged water by destination	Unit	2019	2018	2017
Surface waterway	Kt	22,331	21,151	24,707
Body of groundwater / Formation water	Kt	3,076	2,841	2,650
Soil	Kt	929	843	790

YPF's Guide to Environmental Parameters defines a series of factors that require monitoring, such as contents of hydrocarbons, chlorides, BOD5, OCD, phenols, phosphates, metals and suspended solids, among others. Concentration limits are established in accordance with applicable law. Discharged water volumes are measured by means of flow meters or by estimating water flow per hour of pump operation.

Volume and disposal of formation or generated water	Unit	2019	2018
Volume of formation or generated (produced) water	Kt	174,308	174,621
Disposal of formation or generated water	Kt	100%	100%

	Unit	2019
Number of refineries located in or near highly populated areas (→ 50,000 people)	Q	3

Spill Frequency Rate	Unit	2019	2018	2017	2016
Upstream	(Number of spills/gross production + accumulated injected water) x 10 ⁶	12.49	11.47	12.14	12.03
Downstream	(Number of impact spills /transported cubic meters)x 10 ⁶	0.05	0.10	0.12	0.18

	Unit	2019	2018	2017	2016	2015
Volume of hydrocarbon spills greater than a barrel*	Number of barrels	6,289	4,493	6,979	3,578	5,913

*Includes hydrocarbon spills with volumes greater than a barrel that have affected the environment.

Hydrocarbons in spilled volumes	Unit	2019	2018	2017	2016
Production water	%	87	95	85	91
Hydrocarbon	%	13	5	15	9

Hydrocarbons in discharged water		Unit	2019	2018	2017	2016
Downstream	t		29.64	27.61	40.33	39.82
Refining and Chemicals	t		29.60	27.53	32.32	37.31

Soils with hydrocarbons in Upstream *		Unit	2019	2018	2017	2016	2015	2014	2013	2012
Stock	Kt		769	806	973	1,221	1,383	1,930	2,664	2,790
Treated	Kt		368	349	616	672	1,047	963	655	586

*Soils with hydrocarbons from spills and remediation of environmental liabilities.

To convert these figures into Km³, the density of soil with hydrocarbons used is 1.75 Kt/Km³.

Total hazardous and non-hazardous waste		Unit	2019	2018	2017	2016
Generated	Kt		811	665	746	781
Treated	kt		864	691	942	959
Stock *	kt		1,533	1,450	1,500	1,514

*Stock: Stored waste + waste undergoing treatment.

Generated hazardous and non-hazardous waste by type of activity	Unit	2019		2018		2017		2016	
		HW	NHW	HW	NHW	HW	NHW	HW	NHW
Total RP y RNP	Kt	811		665		746		781	
Total	Kt	667	145	518	147	629	117	602	180
Upstream	Kt	616	134	454	137	565	107	544	168
Refining	Kt	34	4	44	5	35	4	34	4
Chemicals	Kt	3	1	5	1	4	1	2	0,4
Gas and Energy	Kt	0.1	0.1	0.1	0.2	0.1	0.2	0.1	0.1
Business	Kt	11	4	13	3	24	3	11	5
Logistics	Kt	3	0.3	3	0.3	1	1	10	0.3
Others	Kt	0.1	1	0.1	1	0.1	1	0	1

	Unit	2019	2018	2017	2016
Drill mud and cuttings generated*	kt	322	252	215	309

* The increase in 2019 is linked to higher drilling activity in Unconventional areas.

Stock Hazardous and non-hazardous waste	Unit	2019		2018		2017		2016	
		HW	NHW	HW	NHW	HW	NHW	HW	NHW
Total HW y NHW	Kt	1,533		1,450		1,500		1,514	
Total		1,007	526	1,032	418	1,160	340	1,284	230
Stored waste	Kt	538	457	635	294	708	340	808	230
Waste undergoing treatment	Kt	469	69	397	124	452	0	476	0

Hazardous and non-hazardous waste by disposal method	Unit	2019		2018		2017		2016	
		HW	NHW	HW	NHW	HW	NHW	HW	NHW
Total HW y NHW	Kt	864		691		942		959	
Total	Kt	674	190	558	132	889	52	858	99
Reused	Kt	322	46	345	29	476	14	364	78
Recycled	Kt	0.23	34	0.21	26	72	11	51	5
Disposed of	Kt	352	110	213	77	341	27	443	16

Treated hazardous and non-hazardous waste by type of activity	Unit	2019		2018		2017		2016	
		HW	NHW	HW	NHW	HW	NHW	HW	NHW
Total HW y NHW	Kt	864		691		942		959	
Total	Kt	673	191	558	132	890	52	859	100
Upstream	Kt	622	181	495	123	827	43	802	89
Refining	Kt	36	4	44	5	34	4	34	4
Chemicals	Kt	3	1	5	1	3	1	2	0
Gas and Energy	Kt	0	0	0	0	0	0	0	0
Business	Kt	10	4	12	2	24	3	11	5
Logistics	Kt	2	0	3	0	1	1	10	0
Others	Kt	0	1	0	1	0	1	0	1

Fuels	INFINIA	SUPER	INFINIA DIESEL	ULTRADIESEL	DIESEL 500
Grade	3	2	3	2	2
Statutory limits					
Sulfur	Máx 10 mg/kg	Máx 150 mg/kg	Máx 10 mg/kg	Máx 1000 mg/kg	Máx 500 mg/kg
Benzene	Máx: 1.0 % v/v	Máx: 1.0 % v/v	-	-	-
Lead	Máx: 5 mg/L	Máx: 5 mg/L	-	-	-
Average / maximum values in 2019					
Sulfur	6.78 / 10 mg/kg	61.84 / 146 mg/kg	8.22 / 10 mg/kg	477.88 / 988 mg/kg	387.2 / 499 mg/kg
Benzene	0.67 / 0.96 % v/v	0.75/0.98 % v/v	-	-	-
Lead	Nil	Nil	-	-	-

Occupational health and safety

GRI 403-9, 403-10

Occupational health and safety indicators apply to all controlled companies. Details for MetroGAS not included.

Absentee rate calculation by region and gender (2019)	Women		Men	
	Days lost	Absentee rate %	Days lost	Absentee rate %
Total	29,282	2.60	43,689	1.42
City of Buenos Aires	5,170	0.46	6,132	0.20
Province of Buenos Aires	3,124	0.28	20,987	0.68
Greater Buenos Aires	12,611	1.12	5,416	0.18
Santa Fe	2,595	0.23	1,468	0.05
Neuquén	1,801	0.16	5,554	0.18
Córdoba	1,334	0.12	652	0.02
Entre Ríos	1,049	0.09	304	0.01
Chaco	67	0.01	248	0.01
Chubut	5	0.00	5	0.00
Corrientes	71	0.01	200	0.01
Formosa	75	0.01	20	0.00
Mendoza	177	0.02	810	0.03
Río Negro	194	0.02	780	0.03
Jujuy	38	0.00	117	0.00
La Rioja	0	0.00	0	0.00
Misiones	402	0.04	120	0.00
Salta	32	0.00	176	0.01
San Juan	0	0.00	0	0.00
San Luis	77	0.01	75	0.00
Santa Cruz	263	0.02	234	0.01
Tierra del Fuego	0	0.00	4	0.00
Tucumán	104	0.01	387	0.01
La Pampa	93	0.01	0	-

Absences due to work-related and in-transit accidents (own staff)	2019	2018	2017	2016
Days lost	9,442	8,893	7,674	20,269
Absentee rate - Women	0.28%	0.24%	0,15%	0.40%
Absentee rate - Women	0.21%	0.22%	0,32%	0.42%

Absences due to non-work related diseases (own staff)	2019	2018	2017	2016
Days lost	72,971	98,897	84,826	87,563
Absentee rate - Women	2.60%	3.79%	4.28%	3.84%
Absentee rate - Women	1.42%	2.00%	1.41%	1.25%

Health exams (own staff)	2019	2018	2017	2016
Yearly health exam (ICEP)	95%	95%	93%	90%
Health exam for at-risk workers (ICER)	100%	100%	100%	98%

Emotional health	2019	2018	2017	2016
Days lost due to psychopathologies (own staff)	12,146	10,736	8,750	16,559
Days lost per person	39	49	35	70

	2019	2018	2017	2016
Occupational disease frequency rate (own staff)	0.19	0.16	0.00	0.33

(Number of events in the accounting period) / (Total of hours worked in the accounting period) x 1.000.000.

	2019			2018			2017			2016		
	OS	CS	Total	OS	CS	Total	OS	CS	Total	OS	CS	Total
Days lost due to computable accident	903	4,699	5,602	1,012	4,304	5,316	269	6,163	6,432	916	8,778	9,694
Accidents with days lost (computable)	10	53	63	10	51	61	7	69	76	14	98	112
High-consequence work-related injuries	1	6	7	1	6	7	-	-	-	-	-	-
Fatalities	0	2	2	0	3	3	0	0	0	0	0	0
Hours worked (millions)	50.9	95.3	146.2	42.7	81.9	124.6	41.4	85.4	126.8	46.1	104.5	150.6
Accident Frequency Rate (AFR)	0.20	0.58	0.44	0.23	0.66	0.51	0.17	0.81	0.60	0.26	0.96	0.74
Fatality Rate (FR)	0.00	2.10	1.37	0.00	3.66	2.41	0.00	0.00	0.00	0.00	0.00	0.00

OS: Own staff; **CS:** Contractors' staff. Computable accidents: accidents subject to YPF safety management procedures.

FR: Number of computable fatalities x 100,000,000/Number of man-hours worked.

	2019	2018	2017	2016
Safety incidents involving people	948	935	1,013	1,445

Total recordable Injury frequency rate (TRIFR)	2019	2018	2017	2016
Total	6.50	7.50	7.98	9.60
Own staff	6.82	7.57	6.50	10.42
Contractors' staff	6.30	6.84	8.71	9.20

Includes injured staff receiving first aid care

Process Safety Events - Tier 1	2019	2018	2017	2016
Process Safety events – Tier 1	23	22	11	15
Number of Tier 1 Process Safety events per million hours worked	0.217	0.913	0.447	0.649

2019 indicators include both the Downstream and Upstream businesses.

2018 indicators included only the Downstream business.

Percentage of industrial assets with risk assessment (Standard 10065)	2019	2018	2017
Upstream	100%	85%	74%
Downstream	100%	88%	99%
Gas & Energy	100%	100%	85%
YPF Luz	100%	-	-

Drills and Training to Firefighters	2019	2018	2017
Emergency drills	2,416	2,187	2,827
Upstream	541	423	821
Downstream	1,700	1,719	1,967
Gas and Energy	50	45	39
YPF LUZ	12	-	-
AESA	113	-	-
Firefighters trained	788	640	400
Upstream	221	141	44
Downstream	496	434	338
Gas and Energy	45	65	18
YPF LUZ	12	-	-
AESA	14	-	-

People

GRI 102-8/ 102-38/ 102-39/ 202-2/ 401-1/ 401-3/ 404-1/ 405-1/ 405-2

Human resources indicators apply to YPF S.A. and controlled companies. Details for MetroGAS not included.

Staff breakdown by type of employment contract, region and gender (2019)	Permanent employment contract			Temporary employment contract			Total
	Women	Men	Total	Women	Men	Total	
Buenos Aires	1,680	4,527	6,207	28	1,671	1,699	7,906
City of Buenos Aires	1,205	2,091	3,296	2	3	5	3,301
Chubut	187	843	1,030	0	25	25	1,055
Córdoba	134	298	432	5	244	249	681
Mendoza	195	2,274	2,469	0	179	179	2,648
Neuquén	459	2,585	3,044	15	342	357	3,401
Santa Cruz	125	1,135	1,260	0	23	23	1,283
Tierra del Fuego	11	76	87	0	3	3	90
Rest of the country	522	1,401	1,923	1	2	3	1,926
San Pablo – Brasil	22	63	85	0	0	0	85
Total	4,540	15,293	19,833	51	2,492	2,543	22,376

All full-time employees. No seasonal variations.

Employee breakdown by gender	2019		2018		2017		2016		2015	
Women	4,591	20,5%	4,362	21%	3,897	22%	3,863	22%	4,067	20%
Men	17,785	79,5%	16,340	79%	13,775	78%	13,993	78%	16,367	80%

Employee breakdown by category, gender and age group (2019)	Women		Men		Under 30 years old		30-50 years old		Over 50 years old	
Executive officers	10	10%	90	90%	0	0%	57	57%	43	43%
Managers	104	15%	595	85%	0	0%	412	59%	287	41%
Supervisors	232	18%	1,086	82%	14	0%	1,024	78%	280	21%
Analysts and coordinators	1,697	30%	3,963	70%	687	11%	4,226	75%	747	13%
Higher staff covered by bargaining agreement	329	11%	2,634	89%	216	7%	2,127	72%	620	21%
Ground-level staff covered by bargaining agreement	2,219	19%	9,417	81%	3,144	27%	7,360	63%	1,132	10%

Employee breakdown by age group	2019	2018	2017	2016
Under 30 years old	18%	19%	19%	26%
30-50 years old	68%	67%	67%	59%
Over 50 years old	14%	14%	14%	15%

Employee breakdown by category	2019	2018	2017	2016
Executive officers	100	95	87	87
Managers	699	665	627	595
Supervisors	1,318	1,793	1,483	1,536
Analysts and coordinators	5,660	4,661	3,993	3,929
Higher staff covered by bargaining agreement	2,963	3,519	3,350	3,542
Ground-level staff covered by bargaining agreement	11,636	9,969	8,132	8,321

People employed by geographical location	2019	2018	2017	2016
Buenos Aires	35.3%	32.9%	30.1%	29.7%
City of Buenos Aires	14.8%	15.1%	16.2%	16.2%
Chubut	4.7%	4.9%	5.4%	5.6%
Córdoba	3.0%	2.4%	2.0%	2.1%
Mendoza	11.9%	12.7%	14.1%	14.9%
Neuquén	15.2%	14.6%	14.9%	16.0%
Santa Cruz	5.7%	6.0%	5.7%	5.9%
Tierra del Fuego	0.4%	1.7%	1.4%	0.2%
Rest of the country	8.6%	9.3%	9.7%	8.8%
Other Countries	0.4%	0.4%	0.5%	0.6%

Some values reported in previous years were reviewed in this report.

Ratio of Total Annual Remuneration	2019	2018	2017	2016
YPF S.A.	19%	21%	21%	21%
Grupo YPF	24%	27%	27%	27%

Staff not covered by bargaining agreement.

Percentage increase in total annual remuneration ratio	2019	2018	2017	2016
Percentage increase in annual total remuneration for the organization's highest-paid individual	68%	32.4%	26.70%	26.4%
Median percentage increase in total annual remuneration for all employees	47%	31.5%	25.7%	25.9%
Ratio of percentage increase in total annual remuneration	1.4	1.03	1.04	1.02

Staff not covered by bargaining agreement.

* The annual variation is due to the relationship between wage and price inflation and to the wage-raise policy.

Executive Officers by Province	2019	2018	2017
San Juan	0	0	0
Rio Negro	1	1	1
Buenos Aires	39	33	31
City of Buenos Aires	30	28	23
Neuquén	1	1	1
Mendoza	13	13	11
Santa Fe	4	5	5
Chubut	2	2	3
Córdoba	0	0	0
Tucumán	2	2	3
Corrientes	1	1	1
Entre Ríos	0	0	1
Foreigners	1	1	1

According to the relevant GRI indicator, the number of executive officers reported (by place of birth) relates to those in key operations that were hired in the local community.

New Hires 2019	Under 30 years old		30-50 years old		Over 50 years old		Women	Men	TOTAL
	Women	Men	Women	Men	Women	Men			
Buenos Aires	164	760	114	1,564	2	256	280	2,580	2,860 / 12.8%
City of Buenos Aires	30	29	22	33	1	1	53	63	116 / 0.5%
Chubut	5	20	7	67	0	4	12	91	103 / 0.5%
Córdoba	5	59	1	104	0	26	6	189	195 / 0.9%
Mendoza	6	201	5	349	0	31	11	581	592 / 2.7%
Neuquén	39	264	28	466	0	49	67	779	846 / 3.8%
Santa Cruz	14	35	15	123	1	10	30	168	198 / 0.9%
Santa Fe	0	7	0	12	0	7	0	26	26 / 0.1%
Tierra del Fuego	0	0	0	1	0	0	0	1	1 / 0%
Brasil	1	2	3	14	0	0	4	16	20 / 0.1%
Rest of the country	22	116	8	205	0	35	30	356	386 / 1.7%
TOTAL	286	1493	203	2,938	4	419	493 /2.2%	4,850 /21.7%	5,343 /23.9%
Total by age group	1,779 /8.0%	3,141 /14.0%	423 /1.9%						

The new hires rate is calculated based on the total number of YPF's own employees as of 12/31/2019. AESA, a construction company that is part of YPF Group, generates greater variations in the levels of employee new hires and terminations due to the nature of its business.

Terminations 2019	Under 30 years old		30-50 years old		Over 50 years old		Women	Men	TOTAL
	Women	Men	Women	Men	Women	Men			
	Buenos Aires	54	373	86	832	13			
CABA	6	8	17	33	9	33	32	74	106 / 0.5%
Chubut	1	16	5	53	2	11	8	80	88 / 0.4%
Córdoba	5	64	1	146	0	32	6	242	248 / 1.1%
Mendoza	0	161	5	310	3	104	8	575	583 / 2.6%
Neuquén	8	137	15	329	6	86	29	552	581 / 2.6%
Santa Cruz	1	11	4	58	1	12	6	81	87 / 0.4%
Santa Fe	1	4	2	0	0	2	3	6	9 / 0%
Tierra del Fuego	0	0	0	0	0	0	0	0	0 / 0%
Brazil	1	2	2	7	0	5	3	14	17 / 0.1%
Rest of the country	12	47	16	206	3	56	31	309	340 / 1.5%
TOTAL	89	823	153	1,974	37	588	279 /1.3%	3,385 /15.1%	3,664 /16.4%
Total by age group	912 /4.1%	2,127 /9.5%	625 /2.8%						

Direct employee turnover is calculated on the total number of employees as of 12/31/2019. AESA, a construction company that is part of YPF Group, generates greater variations in the levels of employee new hires and terminations due to the nature of its business.

Registration of new employees by gender	2019		2018		2017		2016	
Women	493	9%	662	16%	318	14%	211	11%
Men	4,850	91%	3,597	84%	1,948	86%	1,706	89%

Aggregate registration of new employees by age group	2019		2018		2017		2016	
Under 30 years old	1,779	33%	1,661	39%	1,012	45%	878	46%
30-50 years old	3,141	59%	2,293	54%	1,095	48%	893	46%
Over 50 years old	423	8%	305	7%	159	7%	146	8%

Employee deregistration by gender	2019		2018		2017		2016	
Women	279	8%	282	15%	298	12%	435	10%
Men	3,385	92%	1,552	85%	2,143	88%	4,129	90%

Employee deregistration by age group	2019		2018		2017		2016	
Under 30 years old	912	25%	472	26%	729	30%	1,303	28%
30-50 years old	2,127	58%	998	54%	1,282	53%	2,324	51%
Over 50 years old	625	17%	354	20%	430	17%	959	21%

	2019		2018		2017		2016	
Return to work after maternity leave / Paternity	Women	Men	Women	Men	Women	Men	Women	Men
Employees entitled to parental leave (pregnancies)	338	456	371	468	428	517	308	512
Employees who took parental leave	335	456	371	468	428	517	308	512
Return to work	333	451	371	406	406	516	276	512
Return-to-work-rate	99%	99%	100%	95%	95%	90%	90%	100%
Employees active one year after return to work*	294	444	373	488	387	476	249	366
Retention rate	95%	93%	91%	94%	90%	93%	81%	80%

Return-to-work rate = Return to work / Employees who took parental leave.

Retention rate = Employees active one year after return to work / Employees who took parental leave.

* Value modified due to change in criteria. Leave taken in the year prior to the reported year, with a 12-month period completed in the reported year. Values for 2018 were reviewed.

Training hour load	2019	2018	2017	2016
YPF Group	573,696	606,418	553,208	516,049
YPF S.A.	442,485	398,213	424,548	381,932
Controlled companies	131,212	208,206	128,660	134,117

Training hour load by gender (2019)	YPF S.A,	Controlled companies	YPF Group	YPF Group -average
Total	442,485	131,212	573,696	25.6
Women	88,115	44,032	132,148	28.9
Men	354,369	87,179	441,549	24.8

Training hour load by professional category (2019)	YPF S.A.	Controlled companies	YPF Group	YPF Group -average
Total	442,485	131,212	573,696	25.6
Executive officers	4,452	144	4,597	46
Managers	32,530	2,604	35,134	50.3
Supervisors	82,267	6,202	88,470	67.1
Analysts and coordinators	156,446	27,395	183,841	32.5
Higher staff covered by bargaining agreement	96,560	708	97,268	32.8
Ground-level staff covered by bargaining agreement	70,229	94,158	164,387	14.1

Average training hour load per employee	2019	2018	2017	2016
YPF S.A.	43.33	40.3	45.6	41.6
Controlled companies	10.79	19.2	13.3	13.3
YPF Group	25.6	29.3	31.3	

	2019	2018	2017	2016
Women's wages compared to Men's wages	95.9%	95.9%	96.2%	96.7%

Staff not covered by bargaining agreement.

Women's wages compared to Men's wages, by professional category	2019
Executive officers*	92.4%
Managers	99.4%
Supervisors	96.4%
Analysts and coordinators	99.1%
Higher staff covered by bargaining agreement	91.0%
Ground-level staff covered by bargaining agreement	97.0%

* Change in calculation methodology. In 2018 the calculation was based on average remuneration weighted by professional category. For 2019 the report includes the pay gap between men and women in executive positions, thus ensuring representativeness.

Responsible supply chain management

GRI 102-9/ 204-1/ 308-1/ 404-1/ 408-1/ 409-1/ 412-3/ 414-1

Procurement breakdown by region (2019)	Upstream %	Downstream %
Domestic	9%	62%
Chubut	14%	0%
Mendoza	17%	13%
Neuquén and Rio Negro	49%	2%
Santa Cruz	11%	0%
La Plata	0%	23%

	2019	2018	2017	2016
Suppliers with updated qualification information	6,721	6,546	5,853	5,137

Includes YPF S.A. and Y-TEC

100% of contracts for regular labor services at YPF's facilities are subject to assessment on labor and social security aspects.

100% of contracts include adherence to YPF's Code of Ethics and Conduct.

Geographical breakdown of suppliers by service provision capability	2019	2018	2017	2016
Argentina	6,111	7,995	5,334	4,325
City of Buenos Aires	113	1,180	77	37
Central area	56	162	38	23
Greater La Plata area	215	231	176	134
Coastal area	63	55	56	41
Northwestern area	14	13	8	4
Western area	828	990	559	355
Pampas area	105	92	42	18
Southern area	376	900	248	200

Includes YPF S.A. and Y-TEC.

A supplier company may be authorized to operate in more than one geographical area. Accordingly, this number is higher than the number of supplier companies with qualification certifications.

Supplier Qualification

100% of critical suppliers are assessed as per our quality management system, and safety and environmental criteria in line with the activity developed.

In 2019 the company performed 646 qualification processes on 602 companies, 102 of which were new.

Full Qualification	Provisional Qualification	Unqualified
472	118	56

A provisional qualification is issued for 6 months. In 2019, 110 supplier companies were issued this type of qualification.

Performance Assessment

A total of 5,086 performance assessments were made of 1,041 suppliers (2,315 contracts).

The number of assessments by outcome is as follows:

Very good	Good	Average	Poor
1,448	2,000	889	749

13 companies were sanctioned and prevented from taking part in new procurement processes.

Limited Assurance Report of the Independent Public Accountants (on the Sustainability Report)

To

YPF S.A.

Macacha Güemes 515

Buenos Aires Autonomous City

CUIT: 30-54668997-9

1. Identification of the information object of the work.

We have been engaged by YPF S.A. to provide a limited assurance report on the information contained in the 2019 Sustainability Report of YPF Group, for the period January 1st to December 31st, 2019.

2. YPF responsibility regarding the information object of the work.

YPF S.A. is responsible for the following:

- The contents of the enclosed Sustainability Report, which implies determining the coverage and performance indicators to be included, and that are relevant for the stakeholder groups to which it is addressed;
- The definition of the criteria applicable in the making of said Report. The criteria adopted by the Entity are defined in the GRI Standards (Global Reporting Initiative) "in accordance" core, in RobecoSAM indicators for the industry and in the guidelines to comply with the 10 (ten) Global Compact principles;
- The maintenance of adequate records to support the management of the information relevant for the purposes mentioned herein and the execution of performance measurements based on the established criteria;
- The design, implementation and execution of adequate internal controls to prepare the information object of the study;

- The preparation and presentation of the enclosed Report.

3. Public accountant's responsibilities.

Our responsibility is to carry out the task of issuing an independent limited assurance report, in accordance with the rules established in Technical Resolution No. 35 of the Argentine Federation of Professional Councils in Economic Sciences. Said rules demand us to comply with the ethical requirements, as well as to plan and execute the work with the aim of issuing an independent limited assurance report on the Sustainability Report, with the scope described herein.

We consider the external verification as a Limited Review, based on the International Standard on Assurance Engagement 3000 (ISAE-3000) of the International Auditing and Assurance Standard Board (IAASB), which establishes a series of procedures to auditors so as to deliver their opinion on aspects other than financial information, together with the Accountability 1000 Assurance Standard (AA1000AS).

In a limited assurance engagement, evidence is gathered, subject to proof on a selective basis, of the evidence related to the sustainability information included in said Report.

In addition, an assessment of the estimations and inquiries to those responsible of preparing the information submitted is included, as well as other similar procedures, with a narrower scope as compared to an audit, and that will consequently not allow us to be certain that we have become aware about all the significant issues that would be

identified during a reasonable audit or security work.

In order to obtain a limited assurance on the information attached, we performed the following tasks:

- interview the Management and personnel of the entity responsible of gathering the information and of designing the selected performance indicators, mentioned in Annex 1, with the aim of gaining an understanding of the Entity's policy regarding sustainability, the implemented control activities and the information-gathering systems used;
- perform tests on a selective basis, to verify the accuracy of the information submitted regarding the selected indicators, mentioned in Annex 1;
- analyse, when applicable, the information systems and methodology used to gather the quantitative data related to the performance indicators of the Entity;
- inspect, on a selective basis, to existing documentation to corroborate the statements made by Management during the interviews.

We consider that the proof and elements of judgement obtained provide a sufficient and adequate basis for the conclusion of our limited assurance. Non-financial information is subject to limitations of its own, due to its nature and the methods used to calculate, make samples or estimate values, which are subject to individual assumptions and criteria.

We have not carried out any tasks beyond the agreed scope and, consequently our conclusion is limited only to the sustainability information reviewed.

4. Conclusion

Based on the work described in this report, nothing drew our attention that would make us believe that the Sustainability Report of YPF Group for the period January 1st to December 31st, 2019, was not prepared, in all its significant aspects, in accordance with the guidelines laid down by the GRI Standards (2016 and 2018); or that the information and performance indicators described in Annex 1 may contain significant incorrect elements in the records and files as a base for its preparation.

Buenos Aires Autonomous City, October 30th, 2020.

DELOITTE & Co. S.A.
(Registration of Business Companies
C.P.C.E.C.A.B.A. - Tº 1 - Fº 3)



Esteban Enderle (Partner)
CPA (U.B.A.)
C.P.C.E.C.A.B.A. - Tº364 - Fº233

ANNEX I

Indicator	Description	Entity
302-1 (2016)	Energy consumption within the organization	GRI
303-3 (2018)	Water withdrawal	GRI
303-4 (2018)	Water discharge	GRI
305-1 (2016)	Direct (Scope 1) GHG emissions	GRI
305-2 (2016)	Energy Indirect (Scope 2) GHG emissions	GRI
305-7 (2016)	Nitrogen oxides (NOx), Sulphur oxides (SOx) and other significant air emissions (COVs)	GRI
306-2 (2016)	Waste by type and disposal method	GRI
G4-OG7	Amount of drilling waste (drill, mud and cuttings)	GRI
2.3.11	Oil spills that affected the environment	Robeco SAM
G4-OG3	Total amount of renewable energy generated by source	GRI

This Annex is an integral part of our report dated October 30th, 2020.

DELOITTE & Co. S.A.

(Registration of Business Companies
C.P.C.E.C.A.B.A. - T° 1 - F° 3)



Esteban Enderle (Partner)

CPA (U.B.A.)

C.P.C.E.C.A.B.A. - T°364 - F°233

More information about YPF

The company

YPF. <http://www.ypf.com/Paginas/home.aspx>

Our reports

To access the Annual Financial Report, Quarterly Earnings Reports, and Sustainability Report, visit the following links:

Investor Center

<http://www.ypf.com/english/investors/paginas/home.aspx>

Sustainability

<https://sustentabilidad.ypf.com/en>

Feedback

Your opinion matters. Please use the following channels to contact us:

For employees:

<https://somosypf.workplace.com/work/>

For customers:

ASTERISCO YPF: You can call 0800-1222-YPF(973), dial *973 from a cell phone, send an SMS to YPF (973), or access the link: <https://www.ypf.com/AsteriscoYPF/Paginas/Home.aspx>

Twitter: @ypfoficial

Email: ypf@ypf.com

ypf.com

YPF